



Organisation
Mondiale
de la Santé
Animale

World
Organisation
for Animal
Health

Organización
Mundial
de Sanidad
Animal

Annex 30

Original: English

April 2015

REPORT OF THE MEETING OF THE OIE AD HOC GROUP ON EVALUATION OF VETERINARY SERVICES

Paris, 21–23 April 2015

The *ad hoc* Group on Evaluation of Veterinary Services ('the Group') met at OIE Headquarters from 21 to 23 April 2015.

The participants included experts having experience in conducting PVS Evaluation missions of Veterinary Services and of Aquatic Animal Health Services; this list of participants and the adopted agenda are attached as Annexes I and II, respectively.

1. Welcome and meeting with the Director General of the OIE

Dr Herbert Schneider, Chair of the Group, briefly presented the agenda for the meeting. The agenda was approved with no modification. All participants briefly introduced themselves.

Dr Bernard Vallat, Director General of the OIE (Director General), welcomed the participants to the meeting of the Group. He highlighted the importance of this Group, as it provides a forum for exchanging ideas and issuing guidance to the OIE on the PVS Pathway activities.

The Director General reminded the Group that the PVS Pathway is funded by the OIE World Animal Health and Welfare Fund (OIE World Fund) thanks to contributions received from donors (private and public). He announced that the PVS Pathway is recognised as the global programme targeting the improvement of national Veterinary Services, and stated that steps must be undertaken to implement a monitoring system to demonstrate the impact made by PVS Pathway in improving the quality of Veterinary Services at country level and worldwide. The production of PVS Pathway performance indicators, he stated, would ensure sustained support to the programme from World Fund donors. Dr Vallat made reference to the different steps of the PVS Pathway and their contribution in establishing robust Veterinary Services.

To date, almost 130 OIE Member Countries have issued a request to the OIE for a PVS Evaluation and attention was drawn to recent interest in the PVS Tool shown by a number of developed countries. With regards to the latter, Dr Vallat stated that this could be interpreted as this as formal recognition of PVS Tool's relevance for all OIE Member Countries.

Dr Vallat also explained the important work being done collaboratively by the OIE and the World Health Organisation (WHO) to bridge the PVS Pathway and the IHR Monitoring Framework. He underlined the significance and value of the PVS Pathway in contributing to accelerate country progress in line with initiatives such as the Global Health Security Agenda.

Referring more specifically to the objectives of this Group meeting, Dr Vallat stressed that, contrary to previous meetings, this meeting was not intended to develop a new version of the PVS Tool; indeed, the focus was to provide guidance to the OIE-certified PVS experts to ensure a common understanding of some Critical Competencies and, in particular, the approach to be adopted when undertaking PVS Evaluation Follow-up missions. The three main objectives of the meeting were:

Annex 30 (contd)

- to analyse the feedback received by PVS Pathway experts with regard to the interpretation of some Critical Competencies and to provide recommendations to guide OIE PVS experts in appropriately assessing these Critical Competencies;
- to provide recommendations regarding the approach to be undertaken during PVS Evaluation mission of decentralised countries; and
- to provide recommendations to standardise the approach for undertaking PVS Evaluation Follow-Up missions, to ensure that the results of these missions are meaningful and useful to Member Countries, the OIE, partners and donors.

The majority of the proposed recommendation would be addressed in the Manual of the Assessors (6th edition) currently under finalisation.

2. Developments since the previous meeting of the *ad hoc* Group

Developments since the last meeting of the Group (July 2012) were presented by relevant Departments and Units of the OIE.

- ***PVS Tool Terrestrial (6th Edition 2013)***

Dr Caya reminded that the last meeting of this group (July 2012) was dedicated to reviewing the PVS Tool. The proposed amendments to the OIE PVS Tool have been included in the 6th Edition of the Tool published in 2013. Consequently, this version is currently being used by OIE experts when undertaking PVS Evaluation and PVS Evaluation Follow-up missions.

- ***PVS Tool – Aquatic (1st Edition 2013)***

Dr Caya informed the Group that the first Edition of the PVS Tool for the Evaluation of Aquatic Animal Health Services (AAHS) has been developed and is based on the meeting of the *ad hoc* Group on the Evaluation of AAHS held in August 2012. He stressed that few missions have been carried out using this edition of the Tool and that, recently, the OIE has received requests from Vietnam, Brazil, and Cote d'Ivoire. He furthermore mentioned the request received from the Philippines for a Gap Analysis of the AAHS. This mission will be undertaken as a pilot as, for the moment, there is no specific PVS Gap Analysis Tool for Aquatic Animal Health Services.

- ***WHO IHR Monitoring Framework/ OIE PVS Pathway National Workshops***

Dr Dehove provided the Group with the outcomes of two pilot National Bridging workshops that took place in Azerbaijan and Thailand in 2014. More information on the structure, objectives and outcomes of these workshops is contained in a joint WHO-OIE publication entitled 'WHO-OIE Operational Framework for Good Governance at Human-Animal Interface' published in September 2014. This publication furthermore provides comprehensive information on the synergies and complementarities of the tools developed by the OIE and WHO (WHO IHR Monitoring Framework and OIE PVS Pathway) and how these tools can be used to create bridges and meet One Health objectives.

- ***PVS Pathway Laboratory Tool and Manual***

Dr Caya explained that the PVS Pathway Laboratory Tool was published in 2013 and that a group of experts have been trained to conduct these missions following a request received from OIE Member Countries. Moreover, Dr Caya informed the Group that the PVS Laboratory Tool and Manual were developed in consultation with the WHO in order to take into account experiences of the WHO Laboratory Assessment Tool for human health laboratories.

Dr Caya also stressed that the objective of the PVS Pathway Laboratory missions is to determine the resources needed by the national veterinary laboratory network and to evaluate the pertinence of its structure, in order to provide the country with a range of elements needed for strategic decision making.

Annex 30 (contd)

- ***Veterinary Legislation Support Programme (VLSP)***

Dr Caya gave a brief update on recent activities relating to the Veterinary Legislation Support Programme (VLSP), further to the recommendations of the First Global Conference on Veterinary Legislation (December 2010 in Djerba, Tunisia). Linked to this he outlined the objectives of both the VLSP Identification missions and VLSP Agreements, which constitute the two activities implemented in the framework of the VLSP.

Dr Caya informed the Group that in March 2014, the OIE organised a training seminar in order to expand the pool of qualified VLSP experts; the selected participants included veterinarians and lawyers/jurists and will serve to encourage these experts to work together and provide an example for OIE Member Countries on this important multi-disciplinary approach. In line with PVS report recommendations and inputs from OIE Regional and Sub-Regional Representations, there is a need to stimulate requests for veterinary legislation identification missions in order to support OIE Member Countries improve their veterinary legislation in line with Chapter 3.4. of the OIE *Terrestrial Animal Health Code (Terrestrial Code)*.

- ***Veterinary Statutory Bodies (VSB)***

Dr Dehove provided a brief update on Veterinary Statutory Body Twinning projects currently underway. He indicated that, despite the official launch of this programme at the OIE Global Conference on Veterinary Education and Veterinary Statutory Bodies (Brazil, 2013) and interest from OIE Member Countries, to date, only a limited number of projects are underway or in the final stages of development. He informed the Group that the OIE is currently updating the Veterinary Statutory Body Twinning Guide to address this issue in the light of experience to date.

- ***Veterinary Education Establishments (VEE)***

Dr Dehove provided information to the Group on the state of play of Veterinary Education Twinning projects. In particular he drew the Group's attention to the three OIE reference documents developed for Veterinary Education, namely: *OIE recommendations on the Competencies of graduating veterinarians ("Day 1 graduates") to assure high-quality of national Veterinary Services* and *Guidelines on Veterinary Education Core Curriculum* and the *OIE Guide to Veterinary Education Twinning Projects*.

- ***"High Health, High Performance Horse" (HHP) concept***

Dr Thiermann presented the OIE's work in relation to the 'High Health and High Performance' (HHP) horse concept. He stated that, based on the established OIE principles of zoning and compartmentalisation, biosecurity, health certification, identification and traceability described in the OIE *Terrestrial Code*, the concept of a "high health equine subpopulation" and of individual HHP horses selected from this subpopulation was elaborated and adopted. He emphasized that this was possible thanks to the cooperation between the OIE, the *Federation Equestre Internationale (FEI)*, and the International Federation of Horseracing Authorities (IFHA).

- ***Public-private partnership seminars***

Dr Caya informed the Group that a seminar entitled "*Development of Public-Private Partnerships to Support Veterinary Services*" was organised a day prior to the 21st Conference of the OIE Regional Commission for Africa (February 2015); this seminar was financed by the Bill & Melinda Gates Foundation. Further to the success of this meeting, he highlighted that the OIE is scheduling to undertake similar seminars prior to the upcoming OIE Regional Conference for Asia, the Far East, and Oceania (September 2015) and for the Middle East (November 2015).

- ***PVS Pathway Questionnaire to Member Countries***

Dr Caya informed the Group that the OIE has recently sent a PVS Pathway Questionnaire to all OIE Member Countries engaged in the PVS Pathway to take stock and collect information on their experiences so far. The purpose of the questionnaire is to identify impact, measure satisfaction and capture success stories in order to document and demonstrate the value that the PVS Pathway has had for OIE Member Countries in raising the standards and performance of national Veterinary Services.

Annex 30 (contd)

This questionnaire will provide an opportunity for the OIE to gather success stories to be used in communication with Donors, but will also generate specific recommendations from National Delegates to the OIE on areas where further support and assistance is required in order to strengthen the PVS Pathway. The deadline for submissions (originally 17/04/2015) has been extended to allow OIE Member Countries to return their completed questionnaire to the OIE Headquarters.

3. Guidance to the interpretation of some Critical Competencies (CC)

CC: I-1. A & B. Professional and technical staffing of the VS / Veterinary and other professionals (university qualification & Veterinary professionals and other technical personnel)

The Group discussed the differences between the competency of the staff and the number of staff working for the Veterinary Services. It was agreed that there is confusion between the staffing and the competencies of the staff, and that the reference to “qualified personnel” in the wording of the CC may create confusion with CC I-2 on the competencies. Therefore, the Group recommended developing guidelines in the *PVS Manual of the Assessor* in order to provide clarifications on the objectives to be reached by this CC.

For the French and Spanish versions of the PVS Tool, the guidelines to be developed should also address translation issues.

CC: I-2. A Competencies of veterinarians and veterinary para-professionals / Professional competencies of veterinarians including OIE Day 1 competencies

CC: I-2. A Competencies of veterinarians or Aquatic animal health professionals, and other technical personnel / Professional competencies of veterinary or aquatic animal health professionals (university qualification) including the OIE Day 1 competencies for veterinarians

The Group discussed the OIE “OIE recommendations on the Competencies of graduating veterinarians (“Day 1 graduates”) to assure National Veterinary Services of quality” (“Day 1 Competencies”)¹ and how they relate to the different levels of advancement of this CC, in particular, whether reference is made to basic or advanced competencies. It was agreed to provide guidelines in the *PVS Manual of the Assessor* to ensure that experts refer to “Day-1 competencies” starting from Level of Advancement 3 and above.

For the evaluation of Aquatic Animal Health Services (AAHS), it was suggested to provide guidelines in the *PVS Manual of the Assessor* to make sure the experts refer to the definition of *aquatic animal health professional* as per the *Aquatic Animal Health Code*.

CC: I-2. B Competencies of veterinarians and veterinary para-professionals / Competencies of veterinary para-professionals

CC: I-2. B Competencies of veterinarians or Aquatic animal health professionals, and other technical personnel / Competencies of Aquatic animal health professional and other technical personnel (non-university level qualification)

Taking into account that they do not fall under the OIE definition of ‘veterinary para-professionals’, the Group discussed the pertinence of considering the competencies of Community Animal Health Workers (CAHWs) under this CC.

The Group agreed that guidelines should be included in the *PVS Manual of the Assessor* to ensure that experts consider CAHWs as part of the country’s Veterinary Services but not as veterinary para-professionals. The support provided by CAHWs to Veterinary Services could be addressed in CC II-5 ‘Epidemiological surveillance and early detection’ and CC II-7 ‘Disease prevention, control and eradication’, depending on the functions, activities and local regulations relating to CAHWs’ activities.

¹ Available at: http://www.oie.int/fileadmin/Home/eng/Support_to_OIE_Members/Vet_Edu_AHG/DAY_1/DAYONE-B-ang-vC.pdf

Annex 30 (contd)**CC: I-4. Technical independence**

The Group agreed that it was unrealistic to consider that a country could reach Level of Advancement 5 taking into account the current wording. The Group suggested this issue be addressed in a future meeting, to verify the relevance and possibility of modifying the wording of the Levels of Advancement in a way to enable countries to reach Level 5 for this CC.

CC: I-5. Stability of structures and sustainability of policies

The Group agreed that changes in the leadership of an organisation do not necessarily affect the sustainability of the policies. The Group agreed to provide guidelines in the *PVS Manual of the Assessor* to make sure this CC is not only related to changes in leadership, but rather to the sustainability of policies.

As for translation issues, the Group suggested to verify the accuracy of the French version of the PVS Tool and provide guidance, if relevant. For this purpose, the English version shall be considered as the reference document.

CC: I-6. A & B. Coordination capability of the Veterinary Services or AAHS – Internal & External coordination and CC: III.2. Consultation with interested parties

The Group discussed at length on the approaches to address the differences between internal and external coordination capabilities of the VS. It was agreed that guidelines need to be provided in the *PVS Manual of the Assessor* regarding different aspects to be included in internal (under the authority of the CVO/Delegate) and external coordination (rest of VS).

In any case, experts should make sure the PVS report clearly indicates what was considered as internal and external coordination in the context of the Veterinary Services under evaluation, and should also provide information on the different Competent Authorities involved in the veterinary domain. Moreover, experts should make sure that the reference to the chain of command stated in the PVS report corresponds to the concept used in the country under evaluation.

The Group also agreed to evaluate the possibility of amending the PVS Tool in a future edition to ensure that the objective of this CC be reached, including the possibility of creating another sub-CC.

CC: I-10. Capital investment

The Group agreed on the fact that guidance to the experts is needed on this issue; in particular to address situations where part of the activities of the Veterinary Authority is funded by the private sector. Guidance in the *PVS Manual of the Assessor* shall address this issue accordingly.

CC: II.3. Risk analysis

The Group agreed that it was necessary to provide guidelines in the *PVS Manual of the Assessor* to ensure that the scope and references to risk analysis be broader and not only reflect the methodology of import risk analysis from OIE codes.

CC: II.5. A & B Epidemiological surveillance and early detection / Passive epidemiological surveillance and Active epidemiological surveillance

The Group questioned the meaning of “passive” and “active” surveillance in the context of the CC. It was agreed that since there was no definition in the OIE *Terrestrial Code*, it was difficult for the experts to refer to this terminology during the missions.

The Group suggested that the experts be provided with relevant OIE publications on epidemiological surveillance. Guidelines in the *PVS Manual of the Assessor* should also be provided accordingly. The guidelines should also make reference to unspecific indicators such as increased mortality, especially for aquatic animals in which clinical presentation of diseases is not specific.

Annex 30 (contd)

CC: II.8. A & C Food Safety / Regulation, authorisation and inspection of establishments for production, processing and distribution of food of animal origin and Inspection of collection, processing and distribution of products of animal origin

CC: II-8. A&B Food Safety / Regulation, authorisation and inspection of establishments for production, processing and distribution of food of aquatic animal origin & Inspection of collection, slaughter, processing and distribution of products of aquatic animal origin

The Group agreed that guidelines in the *PVS Manual of the Assessor* regarding the differentiation between CCII-8 A and C, be provided to experts. Furthermore, it was agreed that special guidelines regarding 'relevant establishments' be also provided for the evaluation of Aquatic Animal Health Services.

CC: II.9. Veterinary medicines and biologicals

The Group agreed that guidelines in the *PVS Manual of the Assessor* be provided regarding antimicrobial agents. It was furthermore agreed that experts be provided with the list of critical antimicrobial agents as published by the OIE, as well as with relevant OIE documentation on antimicrobial resistance.

CC: II.10. Residue Testing

In relation to the discussion on CC II-9, the Group agreed to provide guidelines in the *PVS Manual of the Assessor* in order to clarify that this CC is not meant to evaluate issues relating to antimicrobial resistance.

CC: II.13. Animal Welfare

The Group agreed with the fact that it was sometimes difficult to evaluate animal welfare in some countries. The Group proposed that guidelines in the *PVS Manual of the Assessor* be developed in order to raise awareness of PVS Evaluation Experts on the sensitiveness of this CC in some countries. Moreover, it was recommended to provide relevant background to the experts in order to better contextualise the work of the OIE on animal welfare in discussions with countries.

CC: III.5. A&B Veterinary Statutory Body (VSB) / VSB authority and VSB capacity

Given the current OIE definition of veterinary statutory body (VSB), the Group agreed that it is virtually impossible to achieve higher than Level of Advancement 3 as for most of the countries, these institutions do not regulate veterinary para-professionals. Therefore, it was agreed that to:

- Provide guidelines in the *PVS Manual of the Assessor* in order to make sure that VSBs are properly evaluated even when veterinary para-professionals are not included in their scope of action; and
- Provide guidelines in the *PVS Manual of the Assessor* regarding the evaluation of countries where a VSB does not exist or is not formally structured, but the objectives of regulating the profession are still applied.

CC: IV.1. Preparation of legislation and regulations

The Group agreed that the definition of this CC should make reference to the concept of the quality of legislation as presented in the Chapter 3.4. of the Code, rather than to internal and external quality, as it is currently. This issue will be addressed in a future meeting of the Group in order to propose a modification of the Tool. In the meantime, it was agreed to provide guidelines in the *PVS Manual of the Assessor* in order to ensure that experts understand the scope of this CC regarding the quality of legislation.

General comments

- **Linkages among CCs (Terrestrial and aquatic PVS Tools)**

The Group recognised the importance of linkages between several CCs in the PVS Tool and as such, there should be coherence in the evaluations and Level of Advancement given. It was agreed that in order to ensure this coherence, guidelines in the *PVS Manual of the Assessor* be provided regarding the linkages between different CCs.

Annex 30 (contd)

– **PVS Evaluation report: list of persons met and acronyms**

The Group agreed on the fact that flexibility to merge or change the format of Appendix 3 or 4 of the PVS Evaluation Gold Report Template be positively addressed in the *PVS Manual of the Assessor*.

– **Translation issues (French and Spanish versions)**

The Group identified some incoherencies in the French and Spanish versions of the PVS Tool and noted that this may lead to misinterpretation, when compared to the English version. It was agreed to address any translation issues in the next edition of the PVS Tool. In the meantime and in the case that there is any doubt in the interpretation of the PVS Tool in these two languages (Spanish and French), the English version should be considered as the reference document.

4. Approach undertaken when conducting PVS Pathway missions in decentralised countries

Dr Caya briefly introduced this topic by reminding participants that the objective was to provide recommendations to PVS experts of the approach to be undertaken when conducting a PVS Evaluation or PVS Evaluation Follow-Up mission in decentralised countries. In the case that a specific approach be suggested by the Group, this would be reflected in the Manual of the Assessors, currently under finalisation.

Dr Schneider provided the Group with his experience as Team Leader in decentralised countries, highlighting in particular Brazil. Two other experts also shared their experience with the Group including specific experience conducted during self-evaluation using the PVS Tool.

Further to extensive discussions on the approach to be adopted when conducting PVS Evaluations in decentralised countries, it was agreed that missions in these countries should be managed on a case by case basis. A main recommendation from the Group discussion was the importance of sufficiently preparing for the mission in its preparatory phase and that guidance from national staff be thoroughly considered given their familiarity and knowledge of their national system. For example and with regard to the sampling plan, the Team Leader should request support from the Delegate to identify the most appropriate sites to be visited.

Building trust with the different levels of the Veterinary Services administration and respecting cultural differences were also identified as important factors for enabling PVS Expert Teams to gather valuable information during the missions. The concept of Public-Private Partnerships was also mentioned by the Group as a factor to be considered, particularly in the case of developed countries.

The Group also discussed the importance of providing training on the PVS Tool and related procedures to national staff of developed countries, as this will be particularly useful to support self-evaluations using the PVS Tool. The value of involving OIE certified experts in self-evaluation activities was also seen as important in order to ensure the quality of these self-evaluations. The Group noted that there may be an increased number of requests following the completion of the first PVS Evaluation missions from developed countries with a large land territory and different state/regional veterinary services/administrations.

In conclusion, it was agreed that decentralised countries may require a specific approach, but it is still too early to provide specific guidance on this matter due to the limited number of missions conducted in decentralised countries. It was agreed that the upcoming mission in Australia would provide insight on how to proceed with this kind of mission and the guidance to be provided to PVS experts, if necessary.

5. PVS Evaluation Follow-Up Missions as a monitoring tool

Dr Dehove, Coordinator of the OIE World Animal Health and Welfare Fund, gave a presentation entitled “Indicators and metrics: Donor and Partners’ perspectives”.

As a preamble to the group discussion, this presentation highlighted the following:

- confirmed recognition by the international community of the PVS Pathway and its capacity to measure progress at country level;

Annex 30 (contd)

- parallel and complementary initiatives such as the US-led Global Health Security Agenda (GHSA) initiative which aims to measuring country progress, and its interaction with the OIE and the PVS Pathway;
- presentation of the indicators developed and the results garnered to date by the OIE's Indicators Taskforce (sub-group of the Advisory Committee of the OIE World Fund) for PVS Pathway missions.

Dr Dehove underlined that two categories of indicators are necessary in this context:

- indicators demonstrating proportion of countries engaged in the different steps of the PVS Pathway (initial PVS Evaluation, PVS Gap Analysis and PVS Evaluation follow-up missions); and
- indicators to follow and possibly measure country progress.

The first category of indicators has already been developed and is currently used, whereas the second category remains to be defined and implemented.

Prior to completing his presentation, Dr Dehove invited the Group to explore how to best capture progress at national level when undertaking and drafting the PVS Evaluation Follow-Up mission report.

The members of the Group discussed at large the complexity of defining quantitative indicators to measure progress at country level using the PVS Pathway, given that the latter is a qualitative process. This is further complicated by the fact that (i) the Critical Competencies do not all bear the same weight, (ii) differences in Critical Competencies among different editions of the PVS Tools, and (iii) progress may be made by a country for a specific Critical Competency, but resulting in no change in the value of Level of Advancement evaluated during the PVS Evaluation Follow-Up mission.

The Group discussed the possibility of developing indicators at country level by grouping the different Critical Competencies by Fundamental Components of the PVS Tool and by the different pillars of the PVS Gap Analysis Tool. While this discussion did not generate any precise recommendations, it offered an interesting avenue to be further explored by the OIE in future work relating the development of indicators.

In summary, it was agreed that PVS Pathway mission reports contain a wealth of information, including narrative data on progress made at country level, and that this should be better captured and communicated in PVS Evaluation Follow-Up reports.

Recognising the value of success stories, Dr Dehove requested that PVS Pathway experts provide all success stories accrued during missions to the OIE Headquarters for reference.

It was suggested that the discussions of the Group relating to indicators be shared with the OIE's Indicators Taskforce at its next meeting scheduled to take place in June 2015.

6. PVS Evaluation Follow-up Missions Procedures

Dr Caya informed the Group of the varying scenarios in which a PVS Evaluation Follow-up mission is undertaken: (i) further to the implementation of an initial PVS Evaluation mission, PVS Gap Analysis mission and any other PVS-treatment mission; and, (ii) further to the implementation of an initial PVS Evaluation mission. He also provided an excursus on the evolution of the Terrestrial PVS Tool, highlighting the differences in the various editions and how this may impact the implementation of PVS Evaluation Follow-Up missions.

Dr Caya confirmed that PVS Evaluation Follow-Up missions must be undertaken using the same principles of an initial PVS Evaluation mission, i.e. all Critical Competencies must be evaluated. He provided the Group with a proposal on how to refer to the previous PVS Pathway mission (initial PVS Evaluation or PVS Gap Analysis) in a PVS Evaluation Follow-Up report.

The discussions of the Group on this topic were closely linked to the previous discussions on how to best capture progress at national level when drafting the PVS Evaluation Follow-Up report.

The Group issued the following recommendations:

Prior to the implementation of a PVS Evaluation Follow-up mission:

- When identifying the Expert Team, the OIE should make sure that the Team includes an expert who participated in the initial PVS Evaluation or in the PVS Gap Analysis mission;

Annex 30 (contd)

- To provide the Expert Team with information regarding the progress made by the country in areas such as: notification of animal diseases to the OIE, involvement in the OIE standard setting process, sanitary status through official recognition of the OIE for disease and official control programmes, and participation in OIE Twinning projects;
- To revise the list of baseline documents directed to the country before the mission to ensure that the country provides information on the most relevant elements;

During a PVS Evaluation Follow-Up mission:

- At the start of the mission, obtain guidance from the OIE Delegate regarding the progress made by the country since the initial PVS Evaluation mission;
- To record all relevant information to document progress made by the country or lack thereof.

After a PVS Evaluation Follow-Up mission – drafting of the report:

- To provide narrative text for each of the Critical Competencies clearly demonstrating progress made by the country or lack thereof;
- To draft a short summary for each Fundamental Components describing a general appreciation of the progress (or lack thereof) made by the country since the initial PVS Evaluation;
- To ensure that the executive summary of a PVS Evaluation Follow-up mission is concise and that it provides clear information on the status of the country regarding their compliance with OIE standards. The Group also proposed that the OIE supply PVS experts with clear guidance on how to better write and formulate the executive summary. The relevance of this recommendation to other PVS Pathway mission reports should be evaluated; and
- To develop an ‘abstract’, of no more than one page, directed to high level decision-makers, with concise information on country progress, areas of future attention and how to take proper ownership of the mission’s results. The relevance of this recommendation to other PVS Pathway mission reports should be evaluated.

.../ Appendices

Annex 30 (contd)Annex I

REPORT OF THE MEETING OF THE OIE AD HOC GROUP ON EVALUATION OF VETERINARY SERVICES

Paris, 21-23 April 2015

List of participants

MEMBERS OF THE AD HOC GROUP

Dr Herbert Schneider (Chair)

AGRIVET International Consultants
PO Box 178
Windhoek
NAMIBIA
Tel.: (264) 61 22 89 09
agrivet@africaonline.com.na
herbert@farmhabis.com

Dr Ana Afonso

European Food Safety Authority
Via Carlo Magno 1/A
I-43126
ITALY
ana.afonso@efsa.europa.eu

Dr Véronique Bellemain

Deputy President of the French
Council for Food
49 rue de la Gaité
75014 Paris
France
v.bellemain@gmail.com

Dr Ahmed El Idrissi Hamzi

Animal Production and Health
Division – FAO
Viale Delle Terme di Caracalla
00153 Rome
ITALY
+39 06 57053650
ahmed.elidrissi@fao.org

Dr Alicia Gallardo Lagno

Jefa Unidad de Acuicultura
Servicio Nacional de Pesca
Calle Victoria 2832
CHILE
agallardol@sernapesca.cl

Dr Emilio Arnaldo León

INTA - CICVyA - Instituto de
Patobiología
CC 25
1712 - Castelar
ARGENTINA
+541146211289
leon.emilio@inta.gob.ar

Dr Sun Yan

Deputy Division Director
Veterinary Bureau
11 Nong Zhan Guan Nan Li
Chao Yand District
100125 Beijing
CHINA (PEOPLE'S REPUBLIC OF)
chinafocalpoints@agri.gov.cn

OBSERVER

Dr Alejandro Thiermann

President of the OIE Terrestrial Animal
Health Standards Commission
12, rue de Prony
75017 Paris
FRANCE
a.thiermann@oie.int

Annex 30 (contd)Annex I (contd)**OIE HEADQUARTERS**

Dr Bernard Vallat

Director General
OIE
12, rue de Prony
75017 Paris
FRANCE
oie@oie.int

Dr François Caya

Head
Regional Activities Department
12, rue de Prony
75017 Paris
FRANCE
f.caya@oie.int

Dr Tomoko Ishibashi

Senior Manager
International Trade Department
12, rue de Prony
75017 Paris
FRANCE
t.ishibashi@oie.int

Dr Pablo Belmar von Kretschmann

Chargé de mission
Regional Activities Department
12, rue de Prony
75017 Paris
FRANCE
p.belmarvonk@oie.int

Dr Sylvie Pupulin

Chargée de mission
Regional Activities Department
12, rue de Prony
75017 Paris
FRANCE
s.pupulin@oie.int

Dr Alain Dehove

Coordinator of the OIE World Animal Health and Welfare
Fund
12, rue de Prony
75017 Paris
FRANCE
a.dehove@oie.int

Dr Mara González

Deputy Head
Regional Activities Department
12, rue de Prony
75017 Paris
FRANCE
m.gonzalez@oie.int

Emily Tagliaro

Project Officer
World Fund
12, rue de Prony
75017 Paris
FRANCE
e.tagliaro@oie.int

Dr Martial Petitclerc

Chargé de mission
Regional Activities Department
12, rue de Prony
75017 Paris
FRANCE
m.petitclerc@oie.int

Dr Valentina Sharandak

Chargée de mission
Regional Activities Department
12, rue de Prony
75017 Paris
FRANCE
v.sharandak@oie.int

[Annex 30](#) (contd)[Annex II](#)

REPORT OF THE MEETING OF THE OIE AD HOC GROUP ON EVALUATION OF VETERINARY SERVICES

Paris, 21–23 April 2015

Programme

DAY 1–21 April 2015		
9:00–9:30	Registration of participants Tea / Coffee	
9:30–10:30	Opening ceremony <ul style="list-style-type: none">• Welcome• Objectives of the meeting	Dr Vallat
10:30–11:00	Developments since the last meeting of the <i>ad hoc</i> Group (in July 2012) <ul style="list-style-type: none">• PVS Tools (6-Edition 2013)• WHO-IHR / OIE-PVS National Workshops²• PVS Pathway Laboratory Tool and Manual• Veterinary Legislation Support Programme (VLSP)• Veterinary Statutory Bodies (VSB)• Veterinary Education Establishments (VEE)• “High Health, High Performance Horse” (HHP) concept• Public-private partnership seminars	Dr François Caya
11:00–13:00	Guidance to the interpretation of some Critical Competencies	
13:00–14:00	Lunch	
14:00–14:30	(cont.)	
14:30–17:30	Approach to decentralised countries	
	15:30–16:00 Tea/Coffee	
17:30–18:00	Synthesis of the group’s proposals	
	End of Day 1	
DAY 2–22 April 2015		
9:00–12:30	The PVS Evaluation Follow-up Missions as a monitoring tool <ul style="list-style-type: none">• Donors and Partners perspectives (e.g. GHSA, US-CDC, EU, Gates)• Performance indicators: (i) implementation of PVS (global/regional) and (ii) at country level• Discussion/analysis for the PVS Evaluation Follow-up Missions: feasibility, necessity, consequences, executive summaries, <i>etc.</i>	World Fund (AD + ET)
	11:00–11:30 Tea/Coffee	
12:30–13:00	Synthesis of the group’s proposals	
13:00–14:00	Lunch	
14:00–18:00	PVS Evaluation Follow-Up missions <ul style="list-style-type: none">• Identification of key points to be addressed• Guidance for experts regarding the Follow-Up missions	
	15:30–16:00 Tea/Coffee	
17:30–18:00	Synthesis of the group’s proposals	
19:00	Dinner	

² WHO-OIE Operational Framework for Good governance at the human-animal interface: Bridging WHO and OIE tools for the assessment of national capacities

Annex 30 (contd)Annex II

DAY 3–23 April 2015		
9:00-13:00	Continuation of discussion on PVS Evaluation Follow-Up and indicators	
	10:00-10:30 Tea/Coffee	
12:00-13:00	Synthesis of the group's proposals	
13:00-14:00	Lunch	
14:00-15:00	Review draft report of <i>Ad hoc</i> Group	
15:00-16:00	Questions and answers	
	Date of next meeting	



Organisation
Mondiale
de la Santé
Animale

World
Organisation
for Animal
Health

Organización
Mundial
de Sanidad
Animal

Annex 31

Original: English
May 2015

REPORT OF THE SECOND MEETING OF THE OIE *AD HOC* GROUP ON THE WELFARE OF WORKING EQUIDS

Paris, 19–21 May 2015

The OIE *ad hoc* Group on the welfare of working equids (the *ad hoc* Group) met at the OIE Headquarters on 19–21 May 2015. Dr Abdul Rahman chaired the meeting.

1. Welcome and adoption of the agenda

The members of the *ad hoc* Group and other participants are listed at [Annex I](#). The adopted Agenda is provided as [Annex II](#), the approved Terms of Reference are detailed in [Annex III](#).

On behalf of Dr Bernard Vallat, Director General of the OIE, the Head of the International Trade Department, Dr Derek Belton, welcomed all members and thanked them for their agreement to work with the OIE on this important topic. He indicated how the work done in animal welfare had been addressed by the OIE through its permanent Animal Welfare Working Group (Working Group), which provides advice and draft texts to the Terrestrial Animal Health Standards Commission (Code Commission) and, for aquatic animals, to the Aquatic Animal Health Standards Commission. Draft texts are provided by the Code Commission to OIE Members for comment and consideration, with a view to final adoption in the *Terrestrial Animal Health Code* (*Terrestrial Code*).

Dr Abdul Rahman, as Chair of the *ad hoc* Group, explained the reasons why the OIE had asked him to take the responsibility to chair this *ad hoc* Group, and indicated the sad circumstances that provoked this decision. He asked to observe a minute of silence as a tribute to the memory of one of the pillars of the work of the OIE in the field of animal welfare, Dr David Bayvel, Chair of the *ad hoc* Group at the first meeting and former Chair of the OIE Working Group, who passed away on April 2015.

Dr Belton indicated to the *ad hoc* Group that, in this second meeting, the main task was the review of Member Countries' comments on the draft text developed during the first meeting, and circulated for Member Countries' comments as part of the report of the September 2014 meeting of the Code Commission.

An extract from the relevant section of the report of the February 2015 Code Commission meeting is presented in [Annex IV](#).

2. Objectives of the meeting

Dr Rahman confirmed that the objective of this second meeting of the *ad hoc* Group was to further develop the draft OIE standard to be included in the *Terrestrial Code*. Dr Rahman reiterated that the *ad hoc* Group would review and revise the draft text developed during the first meeting, taking into consideration all comments received, and that the revised text would be presented for consideration by the Working Group and the Code Commission at their next meetings.

Annex 31 (contd)**3. Terms of Reference**

Dr Rahman noted that the ToR had been approved at the first meeting and no comments were received from Member Countries on the adopted ToR. Therefore the *ad hoc* Group would continue its work based on the adopted ToR. The *ad hoc* Group Terms of Reference are presented in Annex III.

4. Discussion of working documents and other relevant documents

Dr Rahman noted that there were no additional working documents for the *ad hoc* Group to consider.

Meeting with Dr Bernard Vallat, OIE Director General

Dr Vallat joined the group on the first day of the meeting. Dr Vallat noted how important this work is for the OIE and many Member Countries where working animals are an important source of employment, income and social cohesion. He indicated that it is also important to think about how other working animals will be addressed in the future. He also asked the Group to try to avoid any overlap with already existing standards. In response to Dr Suresh S. Honnappagol's question on how the OIE could encourage the inclusion of working equids' animal welfare in veterinary curricula, Dr Vallat indicated that the OIE had two documents to support the inclusion of animal welfare in veterinary curricula. These are the Recommendations on the Competencies of graduating veterinarians ('Day 1 graduates') to assure National Veterinary Services of quality and the OIE Guidelines on the Veterinary Education Core Curriculum, both of which provide flexibility to adapt curricula to take account of national needs and circumstances.

5. Review of the comments of Member Countries to the Draft Chapter

The *ad hoc* Group considered all comments from Member Countries and organisations that have an agreement with the OIE.

They took particular note of the comments from several members who suggested not to include too much technical detail in the articles, to avoid duplication of text included in other chapters of the *Terrestrial Code*, and to keep articles short to make the chapter easy to use and make reference to.

The *ad hoc* Group did not accept a NGO's suggestion to list examples of criteria or measurable in priority order, as they considered the order would vary in different settings. Nor did they accept the suggestion from a NGO to replace the terms "Criteria or measurable" by "Measurable criteria", given the variability in measurability of some very useful criteria. The rationale was that different *ad hoc* groups working on animal welfare defined that the indicator for an animal welfare problem could be both, a criteria or a measurable.

The *ad hoc* Group did not accept a Member Country's suggestion for more specific guidance on the age at which working equids should finish their working lives. The *ad hoc* Group agreed that it is impossible to specify such an age, given the wide variety of work undertaken by working equids in many different settings.

In relation to the article covering euthanasia, the *ad hoc* Group decided to modify the title of the article to 'End of working life', as this article should consider more than just the method of euthanasia. The methods of euthanasia will be inserted in Article 7.6.5. of the *Terrestrial Code*.

The *ad hoc* Group, in relation to a comment from Member Country on using different animal welfare frameworks, like PEN, instead of the five freedoms. The *ad hoc* Group decided not to accept the suggestion, as the *ad hoc* Group is trying to be consistent with current other standards..

Finally the *ad hoc* Group reviewed the whole draft text to avoid use of terms that are difficult to translate into the official OIE languages.

The *ad hoc* Group developed a reviewed draft standard document, which is included as Annex V for consideration of the Working Group and the Code Commission at their respective meeting in June and September 2015.

Annex 31 (contd)**6. Ad hoc Group programme for further work**

Mrs Daniela Battaglia noted the need to establish species priorities for future work on working animals.

Mrs Karen Reed noted the need for more detailed information to support effective implementation of this proposed new chapter. She also noted the importance of keeping this chapter and supporting information up to date.

Mrs Battaglia informed the group that the FAO has started to prepare a Manual based on the material presented at the FAO - the Brooke Expert Meeting on “The Role, impact and welfare of working animals”, which FAO organised a few years ago. There is now a good opportunity to finalise this project taking into account this new standard.

Dr Munstermann noted the importance of taking this draft chapter into account in the preparation of relevant new legislation in OIE Member Countries.

7. Review and finalise the report of the meeting

The *ad hoc* Group agreed to complete their meeting report and draft standard by August 2015 for submission to the September Code Commission meeting.

8. Next meeting

It was agreed that if a third meeting of the *ad hoc* Group was needed, it could take place after receipt of comments on the report of the September 2015 Code Commission meeting.

.../ Appendices

Annex 31 (contd)Annex I**MEETING OF THE OIE AD HOC GROUP ON THE WELFARE OF WORKING EQUIDS****Paris, 17–19 May 2015**

List of participants**MEMBERS OF THE OIE AD HOC GROUP**

Dr Abdul Rahman (Chair)

President
Commonwealth Veterinary Association
123 7th Main Road 4th Block Jayanagar
INDIA
Mobile: +919844066352
Tel.: +91 80 26635210
shireencva@gmail.com

Mrs Daniela Battaglia

Food and Agriculture Organization of the
United Nations (FAO)
Livestock Production Officer
Viale delle Terme di Caracalla - 00153
Rome
ITALY
Daniela.Battaglia@fao.org
Tel.: +39 0657056773

Dr Caterina Termine (Apologies)

Veterinary Advisor
Veterinary Department
International Equestrian Federation
HM King Hussein I Building
Chemin de la Joliette 8
1006 Lausanne
SWITZERLAND
caterina.termine@fei.org
Tel.: +41 21 310 47 47

Dr Abdou Fall

International Livestock Research
Institute (ILRI)
Project Coordinator - GEF West Africa
Project
P.O. Box 30709
Nairobi 00100
KENYA
a.fall@cgiar.org
Tel.: +2022 3375 EXT 259

Dr Suresh S. Honnappagol

Animal Husbandry Commissioner
Chief Veterinary Officer
Ministry of Agriculture
Department of Animal Husbandry,
Dairying & Fisheries
Room No 234 Khrishi Brawan
New Delhi 110 001
INDIA
Tel.: +91-11-23384146
Fax: +91-11-23382192
sskvafsu@yahoo.co.in
ahc-dadf@nic.in

Mrs Karen Reed

Head of Animal Welfare and Research
The Brooke
5th Floor Friars Bridge Court
41-45 Blackfriars Road
London
SE1 8NZ
UNITED KINGDOM
Tel.: +44 (0)20 7653 5864
Karen.reed@thebrooke.org

Prof. Dr Mohammed Oussat

Directeur de la Filière de Formation en
Médecine Vétérinaire
SPANIA /Institute Agronomique et
Vétérinaire Hassan II
BP: 6202, Rabat - Instituts
Rabat 10101
MOROCCO
Tel.: 212 6 61297870
m.oussat@iav.ac.ma

REPRESENTATIVE OF THE OIE TERRESTRIAL ANIMAL HEALTH STANDARDS COMMISSION

Dr Alejandro Thiermann

President of the Code Commission
OIE
12, rue de Prony
75017 Paris
FRANCE
Tel.: 33 - (0)1 44 15 18 68
a.thiermann@oie.int

Annex 31 (contd)

Annex I (contd)

OIE HEADQUARTERS

Dr Bernard Vallat

Director General
12, rue de Prony
75017 Paris
OIE
oie.int@oie.int

Dr Derek Belton

Head
International Trade Department
OIE
d.belton@oie.int

Dr Susanne Munstermann

Charge de mission
Scientific and Technical Department
OIE
s.munstermann@oie.int

Dr Leopoldo Stuardo

Chargé de mission
International Trade Department
OIE
l.stuardo@oie.int

Annex 31 (contd)

Annex II

SECOND MEETING OF THE OIE AD HOC GROUP ON THE WELFARE OF WORKING EQUIDS

Paris, 19–21 May 2015

Agenda

- 1) Welcome and introduction – Dr Derek Belton.
 - 2) Objectives of the meeting – Dr Derek Belton.
 - 3) Discussion of working documents and other relevant documents provided by the *ad hoc* Group Members.
 - 4) Review of the comments of Member Countries to the Draft Chapter (Code Commission Meeting February 2015).
 - 5) Programme for further work after this meeting.
 - 6) Review and finalise the report of the meeting.
-

Annex 31 (contd)Annex III**SECOND MEETING OF THE OIE AD HOC GROUP ON THE WELFARE OF WORKING EQUIDS****Paris, 19–21 May 2014**

Terms of Reference

- The *ad hoc* Group is asked to elaborate draft animal welfare standards for working equine animals for eventual inclusion in the *Terrestrial Code*. These standards should cover, *inter alia*:
 - Guiding Principles
 - Definitions, covering but not limited to the following areas:
 - What is a working equid?
 - Species
 - Work types, including general descriptions of use to livelihoods – in agriculture, rural and urban transport, small-scale commerce, industry, domestic working animals.
 - Geography
 - Ownership – users, handlers, families, men, woman, children, and young adults
 - Welfare issues affecting working equids:
 - Feeding and watering.
 - Shelter – homestead housing, workplace shelter, environmental considerations, protection from predators.
 - Disease and injury management – management of endemic disease, infectious disease, work-related wounds and injuries, planning for disease outbreaks, health service provision.
 - Handling and driving practice, handling facilities, personnel expertise and training, mutilations and other management practice.
 - Behaviour and social interactions.
 - End of life issues – euthanasia, slaughter (including end of working life, abandonment)
 - Appropriate workloads.
 - Farriery and harnessing.
 - Responsibilities and competencies – veterinary authorities and other governmental agencies, private sector vets, NGOs, local government authorities, higher education institution owners and users, wider communities.
 - These standards must:
 - Be based on science (scientific references must be provided);
 - Use criteria that address the outcome at the animal level (animal-based).
-

Annex 31 (contd)

Annex IV

**EXTRACT OF THE REPORT OF THE MEETING OF THE OIE
TERRESTRIAL ANIMAL HEALTH STANDARDS COMMISSION
Paris, 10–19 February 2015**

Item 11 Animal welfare

c) Draft new chapter on the welfare of working equids

The Code Commission referred Member Countries' and NGOs' comments on this draft chapter to the *ad hoc* Group, and the Animal Welfare Working Group for evaluation and review. The Code Commission expects to consider the reviews of both groups at its September 2015 meeting.

Annex 31 (contd)Annex V

DRAFT CHAPTER 7.X

WELFARE OF WORKING EQUIDS

Article 7.X.1.

Preamble

In many countries, working equids, used for transport and traction, contribute directly and indirectly to households' livelihoods and benefit communities as a whole.

More specifically, they contribute to agricultural production and food security by transporting, for instance, water and fodder for other livestock, firewood and other daily needs to the homestead, agricultural products to the market; they provide draught power for agricultural work such as ploughing, harrowing and seeding, weeding and transport; they supply manure and, in some cases, *milk*, *meat* and hides for household use or income (FAO, 2014). Working equids may be of direct or indirect use in production and commercial activities.

~~Working equids may be of direct or indirect use in commercial activities such as taxi services, construction, tourism and transporting goods. They can also be rented out and provide an income for the equid's owner and a small business opportunity for the hirer (FAO, 2014). In the case of the latter there can potentially be an increased animal welfare risk.~~

Finally, working equids relieve the physical burden of women and children and less able people in transport of domestic needs; they may strengthen social relationships within extended families and communities through sharing working animals at times of need, for example during ploughing and harvesting seasons. They transport people to health centres and medical supplies to remote areas and may also form an important part of weddings or ceremonial occasions (FAO, 2014) (The Brooke, 2014).

The welfare of these working equids is often poor and this may be as a result of their ownership by poor and marginalised communities who are unable to sufficiently resource their needs, or who have insufficient knowledge of the appropriate care for equids. Certain working contexts may present a particular risk to welfare such as working within construction industries (e.g. brick kilns).

Article 7.X.2.

Scope and definition

This chapter applies to the following working animals: horses, mules and donkeys which are destined, used for and retired from for traction and transport, for and income generation as well as domestic use (non-commercial work). Equids used in sports or competitions, leisure riding or research are excluded.

Harness within the scope of this chapter means all parts of the driving harness, saddle, bridle and bit which work to control the working equid, act as a braking system when pulling a cart, hold loads in place and transfer power to attached carts or agricultural implements.

Annex 31 (contd)Annex V (contd)

Article 7.X.3.

Responsibilities and competencies

All those with a defined responsibility as outlined below should have the requisite knowledge and skill to perform their duties.

1. Veterinary Authority

The *Veterinary Authority* is the responsible for implementation of animal health and welfare. However in the case of working equids, the responsibility may be shared with other government agencies, and institutions and other relevant stakeholders as listed below and including but is not limited to those responsible for agriculture and transport.

2. Other government agencies

The responsibilities of other government agencies will depend on the range of working equid uses and contexts.

For example those agencies responsible for regulating industrial and construction activities brick kilns, whether for environmental or labour compliance, may also have a responsibility for the working equids involved in the industry.

Particularly in urban areas, the transport or other responsible agency may have legislative authority in dealing with traffic circulation and have a role to play in ensuring a safe environment for working equids as well as other road users.

Environmental protection agencies may regulate and enforce measures to prevent working equids from accessing rubbish or garbage sites or other potential sources of contamination (such as agricultural chemicals or cadavers).

The agency responsible for public health may have legislative authority in dealing with zoonoses such as glanders.

Education authorities have a responsibility in schools and through agricultural, paraveterinary and veterinary training; appropriate education and training can will prevent many welfare problems from occurring.

3. Local government authorities

Local government authorities are responsible for many services and programmes that relate to health, safety and public good within their jurisdiction. In many countries the legislative framework gives authority to local government agencies with regard to aspects of transport, agriculture, public health, environmental health and inspection, and compliance activities including in relation to animal health, quarantine and responsibility for abandoned animals.

In many countries local government agencies are responsible for the development and enforcement of legislation relating to equine drawn carts and carried loads in traffic, *animal identification* (registration), licensing and disposal of dead animals.

Annex 31 (contd)Annex V (contd)

4. Private sector veterinarians

~~The p~~Private sector *veterinarians* are responsible for providing services and advice to working equid owners or handlers and can play an important role in *disease surveillance* because they may be the first to see an equid suffering from a *notifiable disease*. ~~The p~~Private sector *veterinarians* should follow the procedure established by the *Veterinary Authority* for reporting a suspected *notifiable disease*. Private sector *veterinarians* may also play a role (often in liaison with the police or other local authorities) in dealing with cases of neglect that can lead to welfare problems.

~~The private veterinarians should have competence in clinical examination, diagnosis and, treatment, preventive procedures such as vaccination (which may include contracted services from the government in the case of certain diseases), animal identification, nutrition, and management advice provision, surgical procedures and euthanasia.~~ Two-way communication between the private sector *veterinarians* and *Veterinary Authority*, often via the medium of a veterinary professional organisation, is important and the *Veterinary Authority* is responsible for setting up appropriate mechanisms for this interaction.

Private *veterinarians* may also have a responsibility in supervising and coordination of *veterinary para-professionals* involved in delivering animal health services.

5. Non-governmental organisations

Non-governmental organisations (NGOs) and intergovernmental organisation should understand the role of working equids and may help to collect and provide information to support policy formulation, to advocate ~~for~~ and promote health and welfare of working equids.

Local NGOs are potential partners of the *Veterinary Services* in the development and implementation of working equid health and welfare programmes.

NGOs may also contribute, together with *veterinarians* and *Competent Authorities*, ~~in on~~ educating the public in the importance of *animal welfare* of working equids.

6. Working equid owners and users

Owners and users are ultimately responsible for the welfare of their working equids by ensuring their animals five freedoms should ensure that the welfare of the equid, including behavioural needs, is respected and the equid is protected, as far as possible, from injuries, harm, neglect and infectious *diseases* (e.g. through *vaccination* and parasite control). Provision of appropriate feed, water and shelter is also a responsibility of the equid owner.

Article 7.X.4.

Criteria or measurables for the welfare of working equids

Although there is no single measure of *animal welfare*, focusing on issues that improve animal health and ~~cater~~ for the needs of working equids will bring about improvements in *animal welfare* in practice and ensure that legislators can make evidence based decisions (Dawkins, 2006).

The following outcome-based measurables can be useful indicators of *animal welfare*. The use of these indicators and the appropriate thresholds should be adapted to the different situations where working equids are used.

Annex 31 (contd)Annex V (contd)1. Behaviour

Presence or absence of certain equine behaviours could indicate an *animal welfare* problem, including fear, depression or pain. Non-specific behavioural indicators of pain include aggression, restlessness, agitation, a reluctance to move and a lowered head carriage. Other behaviours have been well documented (at least for horses) for abdominal, limb and dental pain (Ashley *et al.*, 2005). Behaviours differ between donkeys, horses and mules and a good understanding of normal behaviour of each species is required.

Some behaviours may not be uniquely indicative of one type of problem; they may be exhibited for a variety of different welfare causes. Depression, apathy, dullness and lethargy in equids which are usually active and alert can be indicative of a welfare problem. Changes in eating or drinking patterns may indicate a welfare problem, especially a decreased feed intake. This might also be an indicator of dental problems; poor feed quality or even feed contamination.

Behaviours indicating discomfort or pain include:

- Head pressing, teeth grinding, grunting, food dropping, and inability to eat normally. Such behaviours may indicate disease process or pain.
- Depression, circling, foot pawing, flank watching, inability to stand up, rolling. Such behaviour may indicate abdominal or other discomfort.
- Disturbance of ground or bedding. Such behaviours may indicate disease process, abdominal pain, malnutrition.
- Weight shifting, foot pawing, reluctance to move or abnormal movement. Such behaviours may indicate leg, foot or abdominal pain.
- Head shaking or avoidance of head contact. Such behaviours may indicate head, ear or ocular discomfort.
- Itching, rubbing, self-inflicted abrasions. Such behaviours may indicate skin problems, parasites.
- Non-specific pain in horses: restlessness, agitation and anxiety, rigid stance and reluctance to move, lowered head carriage, fixed stare and dilated nostrils, clenched jaw, aggression and reluctance to be handled. In donkeys these behaviours are more subtle and may not be recognised.
- Abdominal pain in horses: vocalisation, rolling, kicking at abdomen, flank watching, stretching. In donkeys, dullness and depression.
- Limb and foot pain in horses: weight-shifting, limb guarding, abnormal weight distribution, pointing, hanging and rotating limbs, abnormal movement, reluctance to move. These signs are more subtle in donkeys, although repeated episodes of lying down are reportedly more indicative.
- Head and dental pain: headshaking, abnormal bit behaviour, altered eating; anorexia, quidding. (Ashley *et al.*, 2005).

Behaviours indicating fear or anxiety include:

- Avoidance of humans, especially when handlers or objects associated with their handling come close.
- A reluctance by the working equids to engage in their use for traction or transport or even a cessation and aggressive behaviour especially when fitting equipment or loading is undertaken.

Behaviours indicating stress include:

- Oral Stereotypies: crib biting, aerophagia (wind sucking).
- Locomotive stereotypies: stable walking, weaving.

Annex 31 (contd)Annex V (contd)2. Morbidity

Morbidity, including incidence of *disease*, lameness, injuries or post-procedural complications, may be a direct or indirect indicator of the *animal welfare* status.

Understanding the aetiology of the *disease* or syndrome is important for detecting potential *animal welfare* problems. Scoring systems, such as those used to score lameness and body condition, can provide additional information.

~~Post mortem examination is useful to establish causes of death. Both clinical and post mortem pathology may be utilised as indicators of *disease*, injuries and other problems that may compromise *animal welfare*.~~

3. Mortality

Mortality, like morbidity, may be a direct or indirect indicator of the *animal welfare* status. Depending on the context, causes of mortality should be investigated including temporal and spatial patterns of mortality and relating associated husbandry and handling practices.

~~Post-mortem examination is useful to establish the causes of death. Both clinical and post-mortem pathology may be utilised as indicators of *disease*, injuries and other problems that may compromise *animal welfare*.~~

4. Body condition

~~Poor or changing body condition may be an indicator of compromised animal health and welfare and scoring systems help provide objectivity (Kay G., Pearson R.A. & Ouassat M. (2004); Pearson R. A. & Ouassat M., 1996; Carroll C. L. & Huntington P. J., 1988).~~

54. Body condition and physical appearance

~~Poor or changing body condition may be an indicator of compromised animal health and welfare and scoring systems help provide objectivity (Kay G., Pearson R.A. & Ouassat M. (2004); Pearson R. A. & Ouassat M., 1996; Carroll C. L. & Huntington P. J., 1988).~~

Observation of physical appearance ~~will~~ often provides ~~an~~ indication of animal health and welfare. Attributes of physical appearance that may indicate compromised welfare include:

- feet limb abnormalities,
- wounds or injuries,
- dehydration ~~(measured by drinking behaviour)~~ or signs of heat stress,
- abnormal discharges,
- presence of parasites,
- abnormal coat, texture or hair loss,
- excessive soiling with faeces, mud or dirt,
- emaciation,
- abnormal behaviour, postures and gait.

Annex 31 (contd)Annex V (contd)65. Handling responses

Poor human-animal interactions can lead to or be caused by improper handling. This may include inappropriate poor driving and restraint methods such as the inappropriate use of whips and sticks, and can result in fear and distress. Indicators could include:

- aversive responses to fitting of equipments and loads,
- defensive responses from the equid to the owner or user such as threatening facial expressions, kicking, biting and avoiding human contact,
- injuries to animals resulting from improper handling.

76. Complications due to management practices

Some management practices, such as castration and hoof care, are commonly performed in working equids for improving animal performance, to facilitating handling, and improving inge human safety and *animal welfare*.

Working equids are shod for two main reasons; to prevent hoof wear and to improve performance. Many equids cope well without shoes and, if they are coping well, are best unshod. However, poor hoof care and farriery predisposes the working equid to injury and infection, and can result in changes to the size, shape and function of the hoof. Untreated abnormalities of the foot can create long term problems in other parts of the leg due to change in gait and weight bearing.

Management practices They should be accomplished quickly, expertly and with the proper equipment and pain relief if appropriate. If these procedures are not performed properly, *animal welfare* can may be compromised. Indicators of such problems could include:

- post procedure *infection* and swelling,
- post procedure lameness
- myiasis,
- pain behaviour mortality

It is important to note that some "management practices" are not based on evidence and are inherently bad for welfare. Evidence of firing, nasal slitting, lampas cutting and harmful substances applied to put on wounds should be identified as indicators of poor welfare.

87. Lameness (Gait)

Traditionally, lameness has been defined as any alteration of the horse's gait. In addition, lameness can be manifest in such ways as a change in attitude or performance. These abnormalities can be caused by pain in the neck, withers, shoulders, back, loin, hips, legs or feet. Identifying the source of the problem is essential to for proper treatment (AAEP, 2014). Lameness or gait abnormalities are the most common presenting signs of working equids to *veterinarians*. Ninety to ninety nine per cent of working equids may have hoof and limb problems (Burn *et al.*, 2010; Pritchard *et al.*, 2005).

Indicators of such problems could include:

- hoof conformation abnormalities,
- unequal weight bearing,
- hoof pastern axis and angles,

Annex 31 (contd)Annex V (contd)

- lameness grades: there are various gait or lameness scoring systems; an example is one developed by the American Association of Equine Practitioners (AAEP).

The scale ranges from zero to five, with zero being no perceptible lameness, and five being most extreme:

0: Lameness not perceptible under any circumstances.

1: Lameness is difficult to observe and is not consistently apparent, regardless of circumstances (e.g. under saddle, circling, inclines, hard surface, etc.).

2: Lameness is difficult to observe at a walk or when trotting in a straight line but consistently apparent under certain circumstances (e.g. weight carrying, circling, inclines, hard surface, etc.).

3: Lameness is consistently observable at a trot under all circumstances.

4: Lameness is obvious at a walk.

5: Lameness produces minimal weight bearing.

98. Fitness to work

Fitness to work is defined at as the state or condition of being physically sound and healthy, especially as a result of exercise and proper nutrition, to perform work well (Saunders Comprehensive Veterinary Dictionary, 3 ed. Elsevier).

Indicators of an equid's inability to carry out the work demanded of it include the presence of heat stress, lameness, poor body condition or weight loss, harness related wounds and aversive behavioural responses to, for example, harness or equipment fitting.

Article 7.X.5.

Recommendations

Articles 7.X.67. to 7.X.134. provide recommendations for measures applied to working equids.

Each recommendation includes a list of relevant outcome-based measurables derived from Article 7.X.4. This does not exclude other measures being used where appropriate.

Article 7.X.6.

Nutrition, and feeding and provision of watering

1. Feeding

Working equids are natural grazers who eat little and often. Their natural diet is mainly grasses, which have a high roughage content. Horses should be provided frequently with a predominantly fibre-based diet: either grass, hay or suitable and safe alternative in order to mimic their natural feeding pattern as closely as possible.

Energy, fibre, protein, mineral (including trace minerals) and vitamin contents in the diet of working equids, their balance, safety, digestibility and availability are major factors determining the traction power of the animals, their growth and overall productivity and their health and welfare (FAO, 2014; Pearson, 2005).

Annex 31 (contd)Annex V (contd)

Working equids should be provided with access to an appropriate quantity of balanced feed and water which is safe (edible and with no biological, chemical and physical contaminants) and of adequate quality to meet their physiological and working needs. In case of feed shortages, the *animal handler* should ensure that the period of reduced feeding as short as possible and that mitigation strategies are implemented if health and welfare are at risk of being compromised (NRC, 2007).

If supplementary feed is not available, steps should be taken to avoid starvation, including *slaughter*, sale or relocation of the animals, or humane *killing*.

Working equids need some of their nutrient requirements to be met by fresh, green forage. For this purpose, owners and handlers should allow them to forage whenever possible and allow for an adequate number of working breaks to allow the animals to eat (Heleski *et al.*, 2010). Cut green forage should be provided when grazing is not possible. Long fibre forage is important as well as green forage and should also be provided even when green forage is not available. Long fibre hay is better than chopped forage to prevent ulcers.

Inadequate diets and feeding systems that may contribute to *diseases*, stress, discomfort or to abnormal behaviour in working animals should be avoided. *Animal handlers* should be aware of the importance of the animals' nutritional needs and consult an expert for advice on ration formulation and feeding programmes when needed.

2. Provision of water

However, tThe most important nutrient for the welfare of working equids is water (Heleski *et al.*, 2010). Working equids need regular and adequate supply and access to palatable, safe water that meets their physiological, and work, and environmental requirements which may vary (e.g. increased water need in hot weather).

Outcome-based measurables: behaviour, morbidity, mortality, and morbidity rates, behaviour, changes in weight and body condition, and physical appearance, and fitness to work, dehydration (as measured by drinking behaviour), signs of heat stress.

Article 7.X.7.

Shelter: ~~homestead housing, workplace shelter, environmental considerations, protection from predators~~

Effective shelter should be provided for working equids both in the resting and working environments. Shelter should provide protection against adverse weather conditions and against predators and injury as well as good ventilation and the ability to rest comfortably. Resting space should be dry, clean and large enough for the equid to lie down, get up and turn around easily comfortably and turn round.

1. Heat stress

Heat stress is a common condition in working equids which are often working in hot, humid environments and *animal handlers* should be aware of the risk that heat stress poses. Equid owners and handlers should be aware of how to prevent it through provision of appropriate shade or shelter along with sufficient drinking water (The Brooke, 2013). Owners may also be trained in effective treatment of hyperthermia as timely veterinary assistance may not be available.

Behaviours which indicate the suffering from heat stress include increased respiratory rate and effort; flared nostrils; increased head movement and lack of response to environment (Pritchard *et al.*, 2006)

Outcome-based measurables: largely behavioural, morbidity, mortality, body condition and physical appearance and fitness to work including: increased respiratory rate and effort; flared nostrils; increased head movement and lack of response to environment (Pritchard *et al.*, 2006).

Annex 31 (contd)Annex V (contd)2. Cold

Protection from extreme cold weather conditions should be provided when these are likely to create a serious risk to the welfare of equids, particularly of neonates and young animals and others that are physiologically compromised. Such a protection could be provided by natural or man-made shelter structures. Care must be taken that, in an attempt to protect against the cold, ventilation and air quality are not compromised. *Animal handlers* should also ensure that equids have access to adequate feed and water during cold weather (The Brooke WEVM, 2013).

Behaviour which indicate the suffering from cold stress include huddling.

Outcome-based measurables: behaviour, mortality rates, and body condition and physical appearance, behaviour including abnormal postures and huddling.

3. Protection against from predators and injury

Good shelter is required to keep Working equids, should be kept safe from predators and from road accidents, which are a common occurrences if equids are left free to roam. If working equids are housed alongside other domestic livestock horned cattle, care must should be taken to protect them from injury by horned cattle(The Brooke WEVM, 2013).

Outcome based measurables: behaviour, morbidity (injury rate) and, mortality rates, body condition and physical appearance and lameness, behaviour.

Article 7.X.8.

Disease and injury mManagement management of endemic disease, infectious disease, work-related wounds and injuries, planning for disease outbreaks, health service provision

1. Biosecurity and disease prevention

For the purpose of this chapter, biosecurity means a set of measures designed to maintain an equid population or herd at a particular health status and to prevent the entry or spread of infectious agents. Biosecurity plans should be designed, promoted with and implemented by stakeholders, commensurate with the desired health status of the equid population or herd and current disease risk and for listed diseases, in accordance with relevant recommendations of the Terrestrial Code. These biosecurity plans should address the control of the major sources and pathways for spread of pathogens by:

- a) equids,
- b) other animals and disease vectors vectors,
- c) people,
- d) equipment (e.g. harnessing, handling and grooming equipment, feeding utensils),
- e) vehicles,
- f) air,
- g) water supply,
- h) feed.

Outcome-based measurables: morbidity rate, mortality rate, reproductive efficiency, changes in body condition and physical appearance.

Annex 31 (contd)Annex V (contd)2. Animal health management

Animal health management means a system designed to optimise the physical and behavioural health and welfare of the working equid. It includes the prevention, treatment and control of *diseases* and conditions affecting the individual animal and *herd*, including the recording of illnesses, injuries, mortalities and medical treatments where appropriate.

~~There should be an~~ Effective national programmes for the prevention and treatment of working equid *diseases* and conditions require with clear roles and responsibilities to be defined for official and private animal health service personnel as well as for owners.

Owners and handlers of working equids should be aware of signs of ill-health, disease, distress and injuries. If they suspect the presence of disease and are not able to manage it, they should seek advice from veterinarians or other qualified persons.

Those responsible for the care of working equids should be aware of the signs of ill health or distress, such as reduced feed and water intake, changes in weight and body condition, changes in behaviour or abnormal physical appearance.

Working equids at higher risk of disease or distress will require more frequent inspection by animal handlers. If animal handlers suspect the presence of a disease or are not able to correct the causes of disease or distress they should seek advice from those having training and experience, such as veterinarians or other qualified advisers.

Vaccinations and other treatments administered to equids should be undertaken by people skilled in the procedures and on the basis of veterinary or other expert advice.

Animal handlers should have experience in recognising and managing chronically ill or injured equids, including those that are non-ambulatory.

Non-ambulatory working equids should have access to feed and water at all times and be provided with concentrated feed at least once daily and hay or forage ad libitum. They should not be transported or moved unless absolutely necessary for treatment or diagnosis. Such movements should be done carefully using methods avoiding dragging or excessive lifting.

When treatment is attempted, equids that are unable to stand up unaided and refuse to eat or drink should be euthanised in accordance with according to the methods indicated in Chapter 7.6., as soon as recovery is deemed unlikely.

Outcome-based measurables: morbidity rate, mortality rate, reproductive efficiency, behaviour, body condition and physical appearance, and changes in body condition.

Health is a major component of the welfare of an animal, as an animal in poor health is necessarily in a state of decreased well-being. Health may be assessed by:

a) The general appearance of the equid

This is a simple to evaluate and revealing parameter, it suffices to observe the posture, and demeanour of the animal, its body condition, and the appearance of its coat.

Annex 31 (contd)Annex V (contd)**b) The absence of injury**

A wounded animal is suffering. Pain from wounds decreases welfare. Injuries may result from inappropriate external factors; they may result from a poorly adapted environment (e.g. hobble, bit wounds or harness wounds), they may also be indicative of poor human-animal interactions.

e) The absence of disease

Evolution of diseases: disease patterns change with time and in working equids, overt clinical signs of infectious disease may often be difficult to detect. More commonly seen are multi-factorial syndromes or conditions involving multiple pathogens as well as environmental and management factors.

d) The effects of stress

Stress has a deleterious effect on the immune system; a high incidence of disease may be indicative of too much stress.

Article 7.X.9.

Handling and driving practice, handling facilities, personnel expertise and training, mutilations and other management practicesDrivers and handlers should be trained to acquire good management practice skills.

Poor management practices include bad handling, inappropriate restraint such as too tight tethering or hobbling, working animals that are unfit or immature, poor housing that does not protect the equids from adverse weather conditions (heat stress), inadequate handling equipment, excessive number of working hours, being underfed, lack of access to water, lack of resting periods, working under heat stress, overloads, beating or whipping and some traditional practices such as firing or nostril slitting.

Some traditional beliefs encourage unsafe, non-effective and inhumane handling of working equids. Firing is carried out in the mistaken belief that it will cure problems such as lameness or respiratory disease and nostrils may be slit in an attempt to increase airflow in hot climates. Competent authority and Veterinarians have a role in should educateing owners and handlers of working equids to cease these unsafe, non-effective and inhumane inappropriate and ineffective practices and also in encourageing good management and handling skills.

Education of veterinarians on working equid health, handling, use and management is currently inadequately covered in most veterinary curricula and training programmes for drivers and operators and this should be addressed if such people are to fulfil their responsibility to train others.

Working eEquids should not be tethered or hobbled continuously permanently; they should not be hobbled for continuous periods of more than 12 hours in any 24 hour period. In situations where temporary hobbling is necessary, sufficient distance between the two hobbled legs is required to allow the equid to stand as naturally as possible.

The tethering site should have a minimum radius of nine metres, and should be free from obstructions that may entangle the tether. Adequate water, and feed and frequent supervision should be provided; action may be taken if necessary by moving the animals to areas providing shade or shelter.

Mares in season should not be tethered with near stallions; mares about to foal or with a foal should not be tethered.

Annex 31 (contd)Annex V (contd)

Equipment used to hobble ~~must~~ should be designed for hobbling. The parts of the hobbles which are in contact with the skin should not be made from material that causes pain or injury (Burn *et al.*, 2008).

~~Harness injury should be prevented through daily checking of harness for damage and prompt, effective repair as necessary. Equids should be checked after work for signs of rubbing and hair loss and the source of any problems should be removed through maintenance and padding where required. Bits in particular should have no sharp edges and should be of the appropriate size for the animal.~~

~~Owners and users of working equids should be discouraged from using whips and harmful goads such as sticks. Instead humane training practices for equids should be promoted which focus on developing good driving practices.~~

Outcome based measurables: ~~behaviour, morbidity, mortality, and morbidity rates, body condition and physical appearance, lameness and fitness to work (firing, harness and hobbling wounds and lameness), behavioural signs.~~

Article 7.X.10.

Behaviour and social interactions

~~Natural behaviours and social interactions differ between horses, mules and donkeys, and Animal handlers should be familiar a familiarity with normal and abnormal behaviour of each type of working equid is recommended in order to interpret the welfare implications of what is being observed.~~

~~Different natural behaviours and social interactions between horses, mules and donkeys should be taken into account.~~

~~Human-animal interaction should be positive in order not to compromise the welfare of the working equid.~~

~~Some behaviours may indicate an animal welfare problem but may not be uniquely indicative of one type of problem; they may be exhibited for a variety of different welfare causes. Depression, apathy, dullness and lethargy in equids which are usually active and alert can be indicative of a welfare problem. Changes in eating or drinking habits patterns may indicate a welfare problem, especially a decreased feed intake. This might also be an indicator of dental problems; poor feed quality or even feed contamination.~~

~~A variety of other behaviours may also be observed in working equids.~~

~~Behaviours indicating discomfort or pain such as:~~

~~— Head pressing, stable walking, weaving, teeth grinding, grunting, food dropping, and inability to eat normally. Such behaviours may indicate disease process, abdominal or cranial pain.~~

~~— Depression, circling, foot pawing, flank watching, inability to stand up, trashing, rolling. Such behaviour may indicate abdominal or other discomfort.~~

~~— Disturbance of ground or bedding. Such behaviours may indicate disease process, abdominal pain, malnutrition.~~

~~— Weight shifting, foot pawing, reluctance to move or abnormal movement. Such behaviours may indicate leg, foot or abdominal pain.~~

~~— Head shaking, discharges or avoidance of head contact. Such behaviours may indicate head, ear or ocular discomfort.~~

~~— Itching, rubbing, self inflicted abrasions. Such behaviours may indicate skin problems, parasites.~~

Annex 31 (contd)Annex V (contd)

Non specific pain in horses: restlessness, agitation and anxiety, rigid stance and reluctance to move, lowered head carriage, fixed stare and dilated nostrils, clenched jaw, aggression and reluctance to be handled. In donkeys these behaviours are more subtle and may not be recognised.

Abdominal pain in horses: vocalisation, rolling, kicking at abdomen, flank watching, stretching. In donkeys, dullness and depression.

Limb and foot pain in horses: weight shifting, limb guarding, abnormal weight distribution, pointing, hanging and rotating limbs, abnormal movement, reluctance to move. These signs are more subtle in donkeys, although repeated episodes of lying down are reportedly more indicative.

Head and dental pain: headshaking, abnormal bit behaviour, altered eating; anorexia, quidding, food pocketing (Ashley *et al.*, 2005).

Behaviours indicating fear or anxiety such as:

Avoidance of humans, especially when handlers or objects associated with their handling come close;

A reluctance by the working equids to engage in their use for traction or transport or even a cessation and aggressive behaviour especially when fitting equipment or loading is undertaken.

Outcome-based measurables: behaviours of discomfort or pain, sociability with humans and other equids, alertness, injuries, changes in weight and body condition and physical appearance and fitness to work willingness to accept equipment and loading for work.

Article 7.X.11.

End of life issues: euthanasia, slaughter (including end of working life, abandonment)

Consideration needs to be given to other end of life issues such as abandonment. Abandonment of equids should be discouraged. The relevant authorities should be responsible for developing and implementing guidance or legislation to prevent abandonment while taking steps to make provision for abandoned animals which would ensure their welfare.

When euthanasia or slaughter are practised in working equids, the general principles in the recommendations in Chapters 7.5 and 7.6. *Terrestrial Code* should be followed. Euthanasia is the humane method of ending an animal's life in the most pain-free and least stressful way possible. Otherwise the working equid may suffer a prolonged and painful death by abandonment, neglect or disease or acute, painful death such as being eaten by wild animals, or hit by a road vehicle.

Article 7.X.12.

Appropriate workloads

No equid under the age of four years should be worked. They are under developed and their bones have not had time to mature sufficiently to cope with the rigours of work. In horses upper fore and hind limb growth plates do not close until four years of age and spinal ones not until five years of age. Equids continue to develop until over the age of five years so consideration should be given as to when working life commences according to workload. In general this should be three years of age or over but never below two years of age. Animals that are subjected to excessive work too young in life will usually suffer from leg and back injuries in later life, resulting in a much-reduced working life.

No mares should be ridden or worked within three months of foaling.

Special considerations should be given to old animals.

Annex 31 (contd)Annex V (contd)

Animals should work a maximum of six hours per day and should be given at least one full day's rest in every seven-day period (preferably two). Consideration should be given to the animal's physical condition and age and the work load should be adjusted accordingly.

Consideration should be given to the weather conditions (work should be reduced in very hot weather). Breaks should be given at least every two hours and fresh drinkable water should be provided available.

All animals should receive sufficient good quality feed corresponding to their individual requirements. Fresh drinkable water and roughage should be available to aid digestion.

Sick or injured animals should not be worked. Any animal that has been under veterinary treatment should not be returned to work until advised by from the veterinarian is received.

Animals should be in good health and fit to do the work that is required of them.

Outcome based measurables: behaviour, body condition and physical appearance, dehydration, handling response, gait and lameness and fitness to work.

Article 7.X.13.

Farriery and harnessing

1. Farriery

Owners and handlers should routinely clean and check the hoof of the working equid before and after work.

Hoof trimming and shoeing of working equids should only be performed by persons with the necessary knowledge and skills.

Equids are shod for two main reasons: to prevent hoof wear and to improve performance. Many equids cope well without shoes and, if they are coping well, are best unshod. However, poor hoof care and farriery predisposes the working equid to injury and infection, and can result in changes to the size, shape and function of the hoof. Untreated abnormalities of the foot can create long term problems in other parts of the leg due to change in gait and weight bearing. Such problems could include:

a) — Conditions of the hoof wall and horn producing tissues: hoof wall defects, such as cracks that involve the sensitive tissue; laminitis, laminar tearing (local, due to hoof imbalance), separation or inflammation of the sensitive laminae from the insensitive laminae; abscess formation; contusions of the hoof causing bruising or corn formation; neoplasia, and pododermatitis (thrush or canker).

b) — Conditions of the third phalanx: third phalanx problems include fractures of the coffin bone, deep digital flexor insertional tendinopathy, pedal osteitis (generalised or localised inflammation of the bone), and disruption of the insertions of the collateral ligaments, cyst-like lesion formation, and remodeling disease.

c) — Conditions of the podotrochlear region: these include distal interphalangeal synovitis or capsulitis, deep digital flexor tendinitis, desmitis of the impar (distal navicular ligament) or collateral sesamoidean ligaments, navicular osteitis or osteopathy, and vascular disease of the navicular arteries, and navicular fractures.

These conditions are all characterised by pain that can be localised in the hoof (Turner, 2013).

Outcome based measurables: Behaviour, body condition and physical appearance, lameness and fitness to work.

Annex 31 (contd)Annex V (contd)2. Harnessing

~~For the purpose of this chapter, harnessing includes all parts of the driving harness, saddle, bridle and bit. They work to control the working equid, act as a braking system when pulling a cart, hold loads in place and transfer power to attached carts or agricultural implements.~~

A properly designed, well-fitted and comfortable harness allows the working equid to pull the equipment to the best of its ability, efficiently and without risk of injuries. ~~A poorly designed or ill-fitted harness can cause injury and discomfort to the animal as well as inefficient transfer of power from the animal to the implement or cart and can also be a danger for the handler and other road users.~~

~~Harness injury should be prevented through properly fitted and adjusted harness which is checked daily for damage and, repaired promptly as necessary. Equids should be checked after work for signs of rubbing and hair loss and the source of any problems should be removed through maintenance and padding where required.~~

~~There should be enough clean padding on harnesses so the animals do not have to work with open sores.~~

~~A good harness: does should not have sharp edges which could cause injury to the working equids; should fits well so that it does not cause wounds or chafing caused by excess movement; is should be smoothly shaped or padded so that loads imposed on the working equids' body bodies are spread over a large area; and does should not impede the animal's movement or normal breathing or restrict blood supply. Good harnessing also maximizes the efficiency of transfer of draught energy from animal to load so that minimum effort is required by the working equid.~~

~~Carts should be maintained to ensure accurate balancing and appropriate tyre pressure. For draught animals the use of swingletrees is recommended so as to balance the pull and thus as a result reduce the risk of sores from the harness.~~

~~Owners are responsible for ensuring that effective welfare friendly harnessing is accompanied by good riding and driving practices.~~

Bits should be ideally of a simple type (such as a straight bar snaffle), depending on work, but should always be smooth, appropriately sized for the equid and kept clean. Inappropriate materials such as thin cord or wire should not never be used as bits or to repair bits.

~~Wounds caused by poorly maintained or inappropriate harnessing are common in working equids and attention should be paid to prevention of harness related injuries. (Pearson *et al.*, 2003).~~

Outcome based measurables: lesions at sites of harness abrasion including abrasion of eye area associated with blinkers, lesions at lip commissures or other parts of the mouth associated with biting; lesions on tail, hindquarters, hind limbs or hocks associated with contact with cart. Behaviour, body condition and physical appearance, lameness and fitness to work.

— Text deleted.

Annex 31 (contd)Annex V (contd)**References**

- Ashley F. H., Waterman-Pearson A. E. and Whay H. R. (2005). Behavioural assessment of pain in horses and donkeys.: application to clinical practice and future studies. *Equine vet. J.* (2005) 37 (6) 565–575.
- Burn C.C., Pritchard J.C., Farajat M., Twaissi A.A. & Whay H.R. (2008) Risk factors for strap-related lesions in working donkeys at the World Heritage site of Petra, Jordan. *The Veterinary Journal* 178, 261–269.
- Burn C.C., Dennison T.L., Whay H.R. (2010). Environmental and demographic risk factors of poor welfare in working horses, donkeys, and mules in developing countries. *Vet J.* 2010 Dec;186(3):385–92.
- Carroll C. L. and Huntington P. J. (1988). Body condition scoring and weight estimation of horses, *Equine Veterinary Journal* 20(1), 41–45.
- Department of Agriculture and Rural Engineering, University of Venda for Science and Technology, South Africa, PO Box 12832, Onderstepoort, 0110, South Africa ISBN 0-907146-15-7.
- Dawkins M S. (2006). A user's guide to animal welfare science. *Trends in Ecology and Evolution.* vol 21. N° 2.
- FAO. (2014) The role, impact and welfare of working (traction and transport) animals. *Animal Production and Health Report.* No. 5. Rome.
- Heleski C.R., Mclean A.K. and Swanson J.C. (2010). Practical methods for improving the welfare of horses, donkeys and other working draught animals in developing countries. In: Grandin, T. (ed.) *Improving Animal Welfare: a Practical Approach.* CAB International.
- <http://www.taws.org/harnessguidelines.htm> World Association for Transport Animal Welfare and Study.
- http://www.australiananimalwelfare.com.au/app/webroot/files/upload/files/AUST_HORSE_WELFARE_PROTOCOL_FINAL_2_2011_2.pdf
- [http://www.dpiw.tas.gov.au/inter.nsf/Attachments/LBUN-7T32N3\\$FILE/Animal%20Welfare%20guidelines%20-%20Horses.pdf](http://www.dpiw.tas.gov.au/inter.nsf/Attachments/LBUN-7T32N3$FILE/Animal%20Welfare%20guidelines%20-%20Horses.pdf)
- Kay G., Pearson R.A., Ouassat M. (2004) Estimation of the liveweight of working mules in Morocco from their body measurements. *Vet Rec.* 2004 Jan 17;154 (3):85–8.
- National Research Council (NRC). (2007) Donkeys and other equids. In: *Nutrient Requirements of Horses.* The National Academy Press. Washington, DC.
- Pearson R.A., Ouassat M. (1996). Estimation of the liveweight and body condition of working donkeys in Morocco.
- Pearson R.A. (2005). Nutrition and feeding of donkeys. In: Matthews, N.S. and Taylor, T.S. (eds.) *Veterinary Care of Donkey.*
- Pearson R.A., Simalenga T.E and Krecek R.C. (2003). *Harnessing and hitching donkeys, mules and horses for work.* CTVM. University of Edinburgh. ISBN 0907146157.
- Pritchard J.C., Barr A.R.S. & Whay H.R. (2006). Validity of a behavioural measure of heat stress and a skin tent test for dehydration in working horses and donkeys. *Equine Veterinary Journal* 38, 433–438.

Annex 31 (contd)

Annex V (contd)

- Pritchard J.C., Burn C.C., Barr A.R.S. & Whay H.R. (2008) Validity of indicators of dehydration in working horses: a longitudinal study of changes in skin tent duration, mucous membrane dryness and drinking behaviour. *Equine Veterinary Journal* 40(6), 558–564.
 - Turner (2013): Examination of the Equine Foot. In Proceedings of the AAEP Focus on the Foot - AAEP Focus Meeting. AAEP web site
 - The Brooke (2014). Invisible Helpers; Women's views on the contributions of working donkeys, horses and mules to their lives. Report published by The Brooke.
 - The Brooke. (2013). The Working Equid Veterinary Manual (WEVM), Whittet Books Limited, U.K.
 - World Society for the Protection of Animals. (Year) Guidelines and Licensing Regulations for: Riding schools, equine tourist establishments, carriage operators and owners.
-



Organisation
Mondiale
de la Santé
Animale

World
Organisation
for Animal
Health

Organización
Mundial
de Sanidad
Animal

Annex 32

Original: English

June 2015

REPORT OF THE FOURTEENTH MEETING OF THE OIE ANIMAL WELFARE WORKING GROUP

Paris (France), 2–4 June 2015

On behalf of Dr Bernard Vallat, OIE Director General, Dr Derek Belton, Head of the International Trade Department, welcomed members and participants to the meeting of the Animal Welfare Working Group (AWWG).

Dr Abdul Rahman, as Chair of the AWWG, welcomed the Members and started the meeting honouring the memory of Dr Angus Campbell David Bayvel (in memoriam), former Chair of the OIE Animal Welfare Working Group and one of the pillars of the work of the OIE in the field of animal welfare, who passed away last April in New Zealand. Dr Rahman lead the meeting in a minute of silence as a tribute, to the memory of Dr Bayvel. Dr Rahman also read a poem written by Professor David Mellor for Dr Bayvel's funeral.

The AWWG, upon the suggestion of Dr Andrea Gavinelli, proposed to develop a specific programme during the next OIE Global Conference on Animal Welfare to honour the memory of Dr Bayvel.

The list of participants and the adopted agenda are attached as Annexes I and II.

Meeting with the Director General, Dr Bernard Vallat

Dr Vallat thanked and congratulated those present on their re-confirmation as members of the AWWG by the World Assembly of Delegates during the 83rd General Session. He welcomed the unanimous adoption of the chapter on animal welfare and production systems in dairy cattle at the General Session. He expressed his disappointment at the rejection of the proposal from the OIE Terrestrial Animal Health Standards Commission (Code Commission) to amend the waterbath stunning of poultry (WBS), and confirmed the decision to convene soon a physical *ad hoc* Group with several new members. He also indicated that one of the priority areas of focus for the AWWG should be the next OIE Global Conference on Animal Welfare, which will be held in Guadalajara (Mexico) from 6 to 8 December 2016. He indicated that thanks to the generous support of the Government of Mexico it will be possible to invite a large number of delegates from developing countries.

The Director General confirmed to the AWWG that Dr Monique Eloit will succeed him as Director General in January 2016, and noted that Dr Eloit has career experience and extensive knowledge in the area of animal welfare.

Dr Vallat also highlighted the upcoming priorities including the ongoing work on the welfare of working horses, and guidelines for veterinary services regarding disaster management and risk reduction in relation to animal health and welfare and veterinary public health. He also proposed that the next priority in the development of standards for animal welfare in farm animal production systems should be pig production.

Dr Thiermann highlighted concerns with the proposed revision of text on WBS of poultry and noted that one of the problems with the development of the current text (and the subsequent proposed revision) was the lack of understanding of many Member Countries on how acceptable welfare in stunning of chickens prior to slaughter can be achieved, illustrated by the focus of debate on input electric current parameters to the virtual exclusion of other welfare outcome measures.

Annex 32 (contd)**1. AWWG 13th Meeting Report, agreed Actions, Informal Meeting at GS & Teleconferences**

The AWWG noted the report of the previous meeting, as well as the minutes of the teleconferences held during the year.

The approach taken to progress the agreed annual work programme, i.e. regular teleconferences and electronic exchange and regular review of a list of agreed actions, was noted and considered to be very effective.

The OIE Headquarters, through the AWWG Secretariat, would continue to be responsible for the programming of teleconferences and informal meetings, as well as ensuring updates of the work programme.

The Minutes of the Informal Meeting are attached as Annex III.

2. OIE 83st General Session 2015 outcomes

- **General Session AWWG Report/Resolutions on Animal Welfare**

The AWWG acknowledged the adoption of the Report of the AWWG and Resolution N° 28, Animal Welfare, and that there were no questions or comments from Member Countries on either document.

- **Preparation of OIE Strategic Plan 2016–2020**

The AWWG noted the adoption by the General Assembly of the 6th OIE Strategic Plan.

Dr Thornber noted the importance of improving communication and transparency which have been part of the core objectives of the OIE since its creation, and noted that this is one of the main objectives in the Strategic Plan.

3. Report of the Working Group on Animal Production Food Safety and Wildlife Diseases

The AWWG noted the reports of the Working Group on Animal Production Food Safety (APFSWG) and of the Working Group on Wildlife during the 83rd OIE General Session.

The AWWG discussed the request from a Member Country to start to develop animal welfare standards for reptiles. The AWWG noted that it had previously endorsed a guideline for euthanasia of reptiles developed by experts in Switzerland and that at the time; OIE Headquarters had agreed that this might be useful as a website resource rather than be in the OIE *International Animal Health Code (Terrestrial Code)*.

4. Addressing Members Comments

- **Draft Chapter 7.X. on Animal Welfare and Dairy Cattle Production Systems**

The AWWG noted the adoption of the draft chapter during the 83rd OIE General Session and congratulated the *ad hoc* group on its work.

Mr Mirabito commented on the discussion about the use of colostrum that a Member Country raised during the discussion prior to the adoption of the chapter, and indicated that the proposed text needed to be updated because there is no obvious scientific justification to keep the actual recommendation.

Prof. Fraser noted in relation to a Member Country comment on the rationale to modify the text on space requirements for housed dairy cattle that the recommendation is based on essential housing design. He explained that in this case the need for space to lie could be understood as an outcome measure which directly impacts on animal behaviour. Dr Gavinelli noted the importance of the participation of the private sector to raise the awareness of this new chapter, and highlighted the involvement of the International Dairy Federation in the commenting process of this chapter.

Annex 32 (contd)

- **Draft Chapter 7.X. on the Welfare of working equids**

Dr Stuardo informed the meeting that the *ad hoc* Group met the week before the OIE General Session and that the main focus of its work was analysis of Member Countries comments on the draft chapter received for the February meeting of the Code Commission. The reviewed draft chapter included in the *ad hoc* Group report will be considered by the Code Commission at its September meeting.

The Group discussed the draft chapter and proposed some minor changes to the draft chapter modified by the *ad hoc* Group. The review draft chapter will be submitted to the next Code Commission meeting in September.

Dr Mirabito indicated that the draft chapter contains more detailed information than the existing chapters on production animals. In response Dr Stuardo noted that the *ad hoc* Group had eliminated much of the detail in their review, as this was also one of the recurrent comments from Member Countries.

- **Chapter 7.5. on Slaughter of animals**

Dr Stuardo informed the meeting on the work conducted by the virtual *ad hoc* Group of experts. The list of experts appears in Annex V. Dr Stuardo commented that the *ad hoc* Group did not reach consensus on the main topic to be discussed: waterbath stunning (WBS) of poultry. After a final teleconference, in which Dr Thiermann participated, a draft proposal was developed. This proposal was revised further by the Code Commission at their February meeting, and was presented at the 83rd OIE General Session. This proposal was rejected, and the Director General proposed to convene a face to face *ad hoc* group to resolve the outstanding issues.

Dr Thiemann and Dr Bonbon participated in the discussion on this item, and both agreed that this issue should be solved as soon as possible as there are Member Countries and other stakeholders that have important problems if they try to implement the chapter as currently written.

Mr Mirabito indicated that one of the unsolved problems is how to ensure the WBS methods used in poultry do not lower meat quality (blood splashes) or break wings due to severe muscle contraction from the electrical current.

In respect to the mechanical stunning diagrams and pictures in Chapters 7.5. and 7.6, the AWWG recommended deletion of both of the diagrams from both chapters. Prof. Fraser explained that there are a number of figures which show varying positions for the recommended shooting or mechanical stunning and that the important aspect to be considered is the outcome, in terms of achieving unconsciousness.

The AWWG supported the Director General's decision to convene a face to face *ad hoc* group meeting and developed a draft terms of reference for the *ad hoc* group. The Group also proposed that a review of previous work should be conducted in order to identify the main concerns of different stakeholders.

The draft TOR is in Annex VI.

In reviewing the chapter, the AWWG also realised that the gas stunning methods included in point 4 of Article 7.5.7. are still under study. Therefore, the AWWG proposed to conduct an electronic consultation to update this information and propose any modifications needed for consideration at the Code Commission meeting in September.

- **Chapter 7.6. on Killing of animals for disease control purposes**

Dr Stuardo commented that the *ad hoc* Group on the Welfare of Working Equids will develop a draft text to be included in the tables included in Article 7.6.5. for equids.

Annex 32 (contd)

The AWWG also recommended that the electronic consultation Group, who will work on gas stunning methods in Chapter 7.5. of the *Terrestrial Code*, should also analyse the latest scientific information on the use of gas filled foam to kill poultry, and make further recommendations needed on this subject to the OIE.

- **Chapter 7.10. on Animal welfare and broiler chicken production systems**

The AWWG noted the modification adopted at the 83rd OIE General Session.

- **Chapter 3.2. on Evaluation of Veterinary Services**

The AWWG noted the modification adopted at the 83rd OIE General Session, in order to specifically include animal welfare in this chapter.

- **Chapter 4.7. on Collection and processing of *in vivo* derived embryos from livestock and equids**

Dr Stuardo explained that the Code Commission had referred a Member Country's suggestion to include new text addressing animal welfare requirements for embryo collection to the AWWG for evaluation.

Dr Guyonnet recalled that this area is covered in Chapter 7.9. on Animal welfare and beef cattle production systems, and also in the newly adopted chapter on Animal welfare and dairy cattle production systems.

The AWWG agreed that this is an important topic, but it will be not covered by the draft chapter of working equids. The AAWG recommends that the Member Country could propose a draft text for the Code Commission consideration to include a text in Chapter 4.7.

5. RAWS and the AW Platform for Europe: update from the regions

Dr Stuardo updated the AWWG on the activities of the different RAWS and the AW Platform for Europe. He highlighted the work conducted on the problem of stray dog population control in the Balkan countries. He indicated that there is a project underway on this subject, in collaboration with the OIE Sub-Regional Representation for Europe, which could be replicated in the other OIE Regions.

On the Americas Region, Dr Stuardo informed the meeting that the development of an implementation plan for the RAWS for the OIE Region for the Americas will be discussed at the next OIE Animal Welfare Focal Point Seminar in Bolivia next August.

Dr Aidaros informed the meeting that the OIE Region for the Middle East had decided to develop the issue of rabies and stray dog population control as a Technical Item to be presented in the next Regional Commission meeting. They will include the current work being undertaken in Europe in their consideration of this item.

Dr Thornber informed the meeting that the 10th meeting of the RAWS Coordination Group for AFEO will be take place in Bangkok (Thailand), next July and the main point of discussion will be the sustainability of the RAWS process in the Region.

The AWWG expressed their concern about the lack of progress in developing a RAWS for Africa.

For African Region noting the concerns from the AWWG on lack of progress in Africa, Dr Molomo commended efforts by the AU-IBAR that have included animal welfare as one of the key result areas in its Strategic Plan 2014–2017. African Union – Inter African Bureau of Animal Resources (AU-IBAR) in close collaboration with key stakeholders will spearhead the development of a continental animal welfare strategy in support “Universal declaration on animal welfare” and the OIE chapter on AW standards but taking into account African context. The key priority areas are: Coordination of AW initiatives by the establishment of an Animal Welfare Platform/Secretariat, awareness creation and communication, support the inclusion of AW in policies and legislation reform and harmonization, capacity building of AU MS and RECs for the understanding, teaching, application and monitoring compliance with AW. The work schedule for the activities will initiate from July 2015 that include stakeholders consultative meeting for the establishment of African Platform of Animal Welfare (APAW) in September 2015.

Annex 32 (contd)**6. Global Animal Welfare Strategy**

Prof. Fraser commented on the draft document prepared and presented to the Code Commission meeting at their last meeting. The proposed document is presented in Annex VII.

Dr Belton explained that the Code Commission had a positive view on the proposal and they gave no specific comments. He noted that the next step would be to present it to the new OIE Council, who we expect will decide on how to present this document to Member Countries.

Dr Rahman thanked Prof. Fraser and the AWWG members who collaborated with him in the development of this document.

7. Fourth OIE Global Conference on Animal Welfare, Guadalajara, Mexico

Dr Stuardo confirmed the final decision of the OIE to hold the next OIE Global Conference on Animal Welfare in Guadalajara (Mexico) from the 6th to 8th December 2016.

The Group discussed the importance of being involved in the development of the scientific programme, through participation in the Scientific and Steering Committees for the Conference.

In the discussion of possible formats for the Conference, Dr Gavinelli suggested that parallel sessions could be an interesting possibility, and could attract a greater variety of participants beyond the Veterinary Services of Member Countries.

Dr Aidaros proposed that special attention be given to the time available for discussion after oral presentations, which in the past has often been insufficient to establish good outcomes through discussion. The Group also discussed the possibility of using prepared written questions for efficient use of the time for discussion and to avoid lengthy comments or statements.

The group discussed and proposed some general topics for OIE's consideration of the Guadalajara programme and overall theme of the conference. The Group identified the following topics as potential titles for sessions:

1. Improving animal welfare in developing countries.
2. Partnership for progress.
3. New technologies for capacity building.
4. One world, one health and one welfare.

The AWWG considered that the first proposal could be developed through different case studies. The AWWG consider that the second theme includes all possible ways in which stakeholders find a common understanding on how to progress the implementation of OIE animal welfare standards, including animal welfare as good business practice. The use of new technologies session should focus on how they can support the implementation of the standards. Finally the AWWG considered using the last title as a concept to illustrate how OIE animal welfare standards can help to achieve different goals beyond animal welfare. These could include better productivity, better health outcomes, better management control, better prosperity for owners (working animals) and better disaster management.

It was agreed to conduct an AWWG Teleconference on the 31st August 2015 to follow up the development of the scientific programme for the conference.

8. OIE Collaborating Centres (CC)

Prof. Fraser suggested that the OIE reconsider its rule that there can be only one AWCC per region, especially in cases where different potential CCs in the same region have very distinct areas of expertise. He noted for example that a strong group in Sweden proposed becoming a CC several years ago, and that the AWWG recommended acceptance because its expertise (in laboratory and farm animals) is entirely different from the expertise at Teramo. However, under the current rules, the Swedish group can be recognized only in collaboration with Teramo, and efforts extending over several years have not led to this being finalized.

Annex 32 (contd)

The joint meeting with the four existing OIE AWCC was held via Skype. Participants included the AWWG Members, Dr Stella Huertas from Uruguay, representing the OIE AWCC of the Americas Region on Animal Welfare and Livestock Production Systems, Dr Lida Anestidou, representing the OIE AWCC of the Americas Region on Laboratory Animal Welfare and Science and Dr Kate Littin, representing the OIE AWCC of the Asia, Far East and Oceania Region on Animal Welfare Science and Bioethical Analysis.

Mrs Barbara Alessandrini, representing the OIE AWCC for the European Region on Veterinary Training, Epidemiology, Food Safety and Animal Welfare, attended the meeting in person for this session.

Dr Littin, representing all the OIE AWCC, summarised the proposal to establish and maintain an Animal Welfare Collaborating Centre Network, according to the OIE's requirements, and indicated that the main objective of this initiative is to facilitate better collaboration and coordination between the animal welfare collaborating centres, and to support the OIE better, from a global perspective. She also mentioned that the OIE AWCC, have identified several other opportunities and benefits of such a Network, which were detailed in the proposal.

Despite some communication problems, the AWWG clearly understood from the other OIE AWCC representative, their willingness to develop this initiative.

The proposal for the establishment of this Network is presented in Annex VIII.

Prof. Fraser recognised that the project is a good and positive initiative and sees no impediment to support it, especially if this could enable inclusion of other centres with important expertise on animal welfare around the world.

The annual activities Reports 2014/2015 sent by the CC as part of their responsibilities are available at the OIE website: <http://www.oie.int/en/our-scientific-expertise/collaborating-centres/annual-reports/>.

9. *Ad hoc* Group on Disaster management and risk reduction in relation to animal health and welfare and veterinary public health

Dr Stuardo informed the meeting that the *ad hoc* Group met at OIE Headquarters on 27–29 January 2015, with Dr Gary Vroegindewey as chair. Dr Stuardo indicated that the *ad hoc* Group finalised the draft Guidelines on disaster management and risk reduction in relation to animal health and welfare and veterinary public health (Guidelines for National Veterinary Services) and this document was included in the Part B of the Report of the Code Commission meeting of February 2015. Dr Stuardo also mentioned that the *ad hoc* Group drew up a proposed strategy to facilitate the use of the guidelines by Veterinary Services and their relevant partners. Finally he noted that if a final meeting of the *ad hoc* Group were required it could be held after the September 2015 meeting of the Code Commission.

The Report of the *ad hoc* Group on Disaster management and risk reduction in relation to animal health and welfare and veterinary public health is attached as Annex IX.

10. Animal welfare and trade

Dr Belton updated the Group on a new document written by Dr Sarah Kahn, OIE Consultant, on “the implications of the WTO Panel Report on the EU Measures prohibiting the importation and marketing of seal products”. Dr Belton confirmed that a summary document will be published in the next OIE *Bulletin* and Dr Kahn's complete paper will be posted on the OIE website.

Dr Gavinelli commented on the recent Court of Justice of the European Union case that will have international implications, and also could have some trade implications. Dr Gavinelli explained that the decision in this case means that EU animal welfare rules for transport apply to animals leaving the EU through to their destination. More information on the judgment of this case can be found at:

<http://curia.europa.eu/juris/document/document.jsf?jsessionid=9ea7d0f130de388c1c952b1c481695efafd585d37f41.e34KaxiLc3eQc40LaxqMbN4ObxuQe0?text=&docid=163872&pageIndex=0&doclang=EN&mode=lst&dir=&occ=first&part=1&cid=416930>

Annex 32 (contd)

Dr Thornber highlighted the Australian requirement for live animal exports requiring licensed exporters to ensure that livestock are treated in accordance with the OIE standards from selection and transport in Australia to slaughter in the destination country. Details can be found at:

<http://www.agriculture.gov.au/export/live-animals/livestock/information-exporters-industry/escas/admin-practice-statement>

11. ISO/TC 34/WG 16 on Animal Welfare

Dr Guyonnet informed the meeting on the ISO process (TC34/WG16), designed to develop a technical specification document geared towards demonstrating the proper implementation of OIE animal welfare standards through the food production chain. The AWWG is well represented in this ISO process with three of its members also part of the ISO WG 16 drafting group, the small group of experts in charge of writing the ISO technical specification. The ISO document, animal welfare management system, is divided into four main sections: 1) identification of any gaps vs. the OIE standards; 2) designing an animal welfare plan; 3) Monitoring the implementation of the plan; 4) Evaluating the performance of the plan and review of the plan as needed.

He indicated that the main issues at this stage are: 1) the scope of the document – i.e whether it should apply only to OIE animal welfare chapters or whether it may also be used also to demonstrate the implementation of other public / private standards (where the OIE has not yet published a species-specific chapter); 2) the Annex on animal welfare thresholds for animal-based measures.

Finally he indicated that following the completion of the draft version by mid-July, the document will be circulated to the working group (~ 140 experts, +40 countries) for comments (3 months, up to mid-October). A face-to-face working group meeting will take place in Paris in December 2015 and it is anticipated that the document, if accepted by the working group, will then be put for a vote at the technical committee level (TC34) in early January (79 participating countries, 56 observing countries).

Dr Belton reminded the Group that while OIE supports this initiative, it can only be an observer in the process.

12. Implementing OIE animal welfare standards

- **Progress on the toolbox for implementing OIE slaughter standards**

Dr Thornber commented that as the future of the AWIN Science Hub project is in doubt owing to a lack of funding, the proposal to use it as a repository of information and toolbox for the implementation of OIE animal welfare standards is also stalled.

Dr Stuardo commented that the idea had been to use the Science Hub as a repository for all the references used to develop the OIE animal welfare chapters and to add further relevant references that could help Veterinary Services when developing their own national legislation based on OIE standards. This information could also be useful for the dissemination of the animal-based measurable criteria which are sometimes difficult to find and understand. Therefore the utility of such a tool would be based on the validity of the information posted on it.

Dr Gavinelli commented that whatever tool is used as a repository of scientific and technical information, two critical aspects should be considered: the maintenance of the system and validation of the information held.

As there is no clear answer to the future of the AWIN Science Hub, the AWWG recommended seeking the support of the OIE animal welfare Collaborating Centres, especially if the idea to develop a Network is approved by the OIE.

Annex 32 (contd)

- **Improved Animal Welfare Programme (IAWP)**

Dr Stuardo updated the AWWG on this programme which started in 2012 with funds provided by the Australian Government. It was designed to train trainers to improve implementation of OIE standards on transport and slaughter. Dr Stuardo indicated that the last training session was held in the Republic of Georgia, and included some selected Russian speaking countries as well as Georgia. He also indicated that although this training programme has been very well received in all countries in which it has been held, no further funds for the continuation of this programme beyond mid 2015 had been found, and therefore no further training is planned. The AWWG encouraged the OIE to explore all funding options to enable continuation of this programme.

The group acknowledged the excellent work done by Dr Kolesar, Grudnik and Villarreal in conducting this successful initiative, and the Group congratulated them.

Note: The Director General will visit Australia at the end of June and will discuss opportunities to continue this work.

- **AWIN Science Hub feedback**

Prof. Fraser recalled that one of the objectives of this project was to develop, integrate and disseminate animal-based welfare indicators with an emphasis on pain assessment and pain recognition. It developed new indicators and hosted an Animal Welfare Science Hub to gather and share available information through the website at: <http://www.animal-welfare-indicators.net/site/>

Dr Stuardo confirmed that the project officially finished in April 2015 and that the absence of any more funds precludes further action.

- **Animal Welfare and Veterinary Legislation**

Dr Stuardo informed the meeting that several experts who participated in the training session for the OIE Veterinary Legislation Programme were also interested in the OIE animal welfare activities and had expressed their willingness to contribute to specific related work on animal welfare regulatory activities.

13. Other business

- **OIE Website update**

The AWWG noted its support for updating of the animal welfare section of the OIE Website, and its keenness to contribute relevant information if required. The AWWG acknowledged the proposal from Dr Sarah Kahn and also recommended that more exhaustive work should be done to synchronise the OIE website and social media content on animal welfare.

Dr Stuardo informed the AWWG about the release of the new infographic on animal welfare prepared by the OIE Communication Unit. The AWWG noted the infographic as a good tool for the dissemination of the OIE animal welfare activities.

At the request of the AWWG Mrs Marina Domingo-Monsonis, Chargée de mission at the Communication Unit, joined the meeting on the last day to explain the social media tools that the OIE uses for communication purposes.

- **EU funded project on transport “Transport guide”**

Mr Mirabito briefly presented to the AWWG a new project on transport. This project named ‘Transport Guides’ intends to collect and collate best practices implemented in Europe and elsewhere for welfare during transport, then further develop practical material and guidelines for dissemination through a network of European stakeholders. A consortium of partners from nine European countries is involved in this project which will take place over the next three years.

Annex 32 (contd)

- **Animal Welfare Focal Point Seminars and agenda for OIE meetings**

Dr Stuardo reported that two seminars for the OIE Focal Points for Animal Welfare were scheduled for the year 2015. The first is to be held in Santa Cruz de la Sierra (Bolivia) from 3 to 5 August 2015, the second is scheduled for September in the OIE Region for Europe (location to be confirmed).

- **Information on other meetings**

The AWWG shared information on relevant future meetings and activities that members of the Group will participate in.

14. Work programme 2015–2016

Members reviewed and updated the current AWWG work programme through to June 2016. The updated work programme will be provided to the September 2015 meeting of the Code Commission.

15. Dates of next meeting

It was agreed that the next full meeting of the AWWG will be held on 31 May–2 June 2016.

A Working Group teleconference is scheduled for the 31st August 2015 to discuss planning for the next OIE Global Animal Welfare Conference in December 2016.

.../Annexes

Annex 32 (contd)Annex I**MEETING OF THE OIE WORKING GROUP ON ANIMAL WELFARE****Paris, 2–4 June 2014****List of participants****MEMBERS OF THE OIE WORKING GROUP**

Dr Abdul Rahman (Chair)

President
Commonwealth Veterinary Association
123 7th Main Road 4th Block Jayanagar
INDIA
Mobile: +919844066352
Tel.: +91 80 26635210
shireencva@gmail.com

Prof. Hassan Aidaros

Professor of Hygiene and Preventive
Medicine. Faculty of Veterinary Medicine
Banha Univ.
5 Mossadak st
12311 Dokki
Cairo
EGYPT
Tel.: +2012 22 18 51 66
haidaros@aol.com

Prof. David Fraser

Professor
Animal Welfare Program
Faculty of Land and Food Systems
University of British Columbia
2357 Main Mall-Suite 248
Vancouver V6T 1Z4
CANADA
Tel.: +1 604 822 2040
dfraser@mail.ubc.ca

Dr Andrea Gavinelli

Head of Unit
European Commission
Directorate General Health and
Consumers
Unit D5 – Animal Welfare,
Rue Froissart 101 – 6/168
1040 Brussels
Belgium
Tel.: +32 2 2966426
Fax: +32 2 2979573
Andrea.Gavinelli@ec.europa.eu

Dr Peter Thornber

President, Australia New Zealand College
of Veterinary Scientists (Welfare)
20 Rapanea Street
Rivett, Canberra ACT 2611
AUSTRALIA
Tel.: +61 2 62 88 06 71
thornber@grapevine.com.au
(also represented World Animal
Protection)

Dr Jacques Servièrè

International Meat Secretariat
5 rue Lespagnol
75020 Paris
FRANCE
jacques.serviere@agroparistech.fr

Dr Marosi Molomo

Director of Livestock Services
Department of Livestock Services
Ministry of Agriculture and Food Security
Private Bag A82
Maseru 100
LESOTHO
Tel.: +266 22 324843(Dir)/ 22 312318
Fax: +266 22 311500
Mobile: +266 62 000922/ 58 881922
molomomarosi@gmail.com

OTHER PARTICIPANTS

Dr Vincent Guyonnet

International Egg Commission
89 Charterhouse Street
London, EC1M 6HR
UNITED KINGDOM
Tel.: +44-(0)20 7490 3493
vincent@internationalegg.com

Mr Luc Mirabito

Chef de projet "Bien-être animal"
International Dairy Federation
Institut de l'Elevage
149 rue de Bercy
75013 Paris
FRANCE
Tel.: +33 1 40 04 52 35
luc.mirabito@idele.fr

Annex 32 (contd)

Annex I (contd)

TERRESTRIAL ANIMAL HEALTH STANDARDS COMMISSION

Dr Etienne Bonbon

President of the Code Commission
Scientific Counsellor
EU Delegation to the International
Organisations in Paris
12, avenue d'Eylau
75116 Paris
FRANCE
Tel.: +33 1 44 05 31 68
etienne.bonbon@eeas.europa.eu
e.bonbon@oie.int

OIE HEADQUARTERS

Dr Bernard Vallat

Director General
12, rue de Prony
75017 Paris
OIE
oie.int@oie.int

Dr Derek Belton

Head
International Trade Department
d.belton@oie.int

Dr Leopoldo Stuardo

Chargé de mission
International Trade Department
l.stuardo@oie.int

[Annex 32](#) (contd)[Annex II](#)**MEETING OF THE OIE WORKING GROUP ON ANIMAL WELFARE****Paris, 2–4 June 2015**

Agenda**TUESDAY 2nd June**

09:30 Introduction and priorities / Dr Vallat

09:45 In Memory to Angus Campbell David Bayvel / All

10:00 Administrative arrangements / Dr Belton

10:00 1. AWWG 13th Meeting Report, agreed Actions, Informal Meeting at General Session & Teleconferences

10:45 2. OIE General Session 2015 Outcomes

- General Session AWWG Report/ Resolutions on Animal Welfare
- OIE Strategic Plan 2016–2020

11:30–11:45 Break

11:45 3. Report of the Working Groups on Food Safety and Wildlife Diseases

13:00–14:00 Lunch

14:00 4. Addressing Members comments:

- Draft Chapter 7.X. on Animal welfare and dairy cattle production systems
- Draft Chapter 7.X. on Welfare of working equids
- Chapters 7.5. on Slaughter of animals and 7.6. on Killing of animals for disease control purposes

16:00–16:15 Break

- Chapter 7.10. on Broiler chicken production systems
- Chapter 7.1. on Introduction to the recommendations for animal welfare
- Chapter 3.2. on Evaluation of Veterinary Services
- Chapter 4.7. on Collection and processing of *in vivo* derived embryos from livestock and equids

17:00 5. RAWs and European Platform for Animal Welfare update

WEDNESDAY 3th June

9:30 6. Global Animal Welfare Strategy

10:30 7. Fourth OIE Global Conference on Animal Welfare, Guadalajara (Mexico) (30 November–2 December 2016)

13:00–14:00 Lunch

Annex 32 (contd)Annex II (contd)

- 14:00 8. Joint session with Collaborating Centres
- i) Preliminary results of the on line survey on dog population management implemented in the Balkan Countries (Barbara Alessandrini)
 - ii) Australia/New Zealand Collaborating Centre, OIE Cooperation Project with University Putra in Malaysia
 - iii) Annual Reports from Collaborating Centres (All)
 - iv) Network proposal of AW Collaborating Centres (Kate Littin)
- 15:00 9. OIE *ad hoc* Group on Natural Disaster Risk Reduction and Management in Relation to Animal Health and Welfare and Veterinary Public Health
- 16:00–16:15 Break
- 16:15 10. Animal welfare and trade
- Update on the OIE document on the WTO Panel Report on the ‘EU Measures prohibiting the importation and marketing of seal products’.
- 17:00 11. Update on the ISO/TC 34/WG 16 on Animal Welfare
- 19:00 Official dinner

THURSDAY 4th June

- 09:30 12. Implementing OIE AW standards
- Progress on toolbox for implementing slaughter welfare standards (P. Thornber)
 - Improved Animal Welfare Programme (IAWP)
 - AWIN Science Hub update
 - Guidelines on animal welfare legislation development
- 10:00 13. Other Business
- Animal welfare chapters edition
 - Animal welfare future chapters (Priorities)
 - Animal Welfare Focal Point Seminars and agenda for OIE meetings
- 11:30–11:45 Break
- 11:45 Other Business (contd)
- OIE website animal welfare update
 - EU funded project on transport (‘Transport guide’) (Luc Mirabito)
 - Information on other meetings
- 13:00–14:00 Lunch
- 14:00 14. Work programme 2015–2016
- 16:00–16:15 Break
- 16:15 Meeting report
- 17:00 Next meeting

Annex 32 (contd)Annex III

MINUTES OIE ANIMAL WELFARE WORKING GROUP TELECONFERENCE	
Date:	Tuesday 03 February 2015
Time:	08:00 (Paris time)
Attendees:	Sira Abdul Rahman (Chair), David Bayvel, Andrea Gavinelli, Hassan Aidaros, David Fraser, Luc Mirabito, Jacques Servi�re, Derek Belton, Leopoldo Stuardo

Agenda Item 1: Meeting Apologies, Objective, Duration, Agenda Review:

Dr Rahman welcomed participants and the draft agenda was agreed. Dr Rahman noted the difficulty of scheduling teleconferences in a convenient time zone for all participants, and gratefully acknowledged the participation of the Members. It was not possible to get in contact with Dr Molomo and Dr Thornber due to technical difficulties. An apology was received from Dr Guyonnet as he is recovering from health problems.

Agenda Item 2: Development of global OIE animal welfare strategy

Dr Fraser led the discussion on this point, and he proposed that members send him any final comments on the latest draft within the next day, that he will incorporate into the document for consideration by the Code Commission in their February meeting.

Dr Gavinelli indicated that it is important to highlight the importance of veterinary education in a broader sense, covering the responsibility of all the persons which have a relation with animals.

Agenda Item 3: Facilitating implementation of OIE AW Standards

AWIN Project

Dr Stuardo informed members that a meeting was held on the 26th January with Dr Zanella to discuss the potential involvement of the OIE in the continuation of this project. The result of this meeting was a letter from the Director General of the OIE to Dr Zanella expressing the will to participate in this initiative, providing external funds are available to adapt and advance the project.

Mr Mirabito asked about the criteria that were used to choose this network, AWIN, to conduct this kind of collaboration and how it compared with others like the WQ project. Dr Fraser explained that the Science Hub of the AWIN project fits perfectly as a source of validated information to support the implementation of OIE Animal Welfare Standards.

IAWP

Dr Stuardo informed members about the successful release of the OIE IAWP DVD, and noted the number of requests for copies and incorporation of the DVD footage in the website of several organisations.

Agenda Item 4: Update Work Programme

Dr Stuardo updated the Members on the Work Programme 2014/2015. He mentioned the activities of the *ad hoc* Groups during 2015, and that their reports will be shared with the Code Commission in their February meeting. Dr Stuardo also mentioned that from Member Countries comments on the draft Chapters on Animal Welfare and Dairy Cattle Production Systems and on the Welfare of Working Equids would be analysed at the next Code Commission meeting and at the *ad hoc* Group on the Welfare of Working Equids scheduled for May.

Annex 32 (contd)Annex III (contd)

Dr Stuardo commented that the work of the electronic consultation Group for Chapters 7.5. and 7.6. had been difficult and proposed to discuss the utility of this kind of Group at the next OIE AWWG meeting in May.

Dr Fraser requested information on the state of play of the analysis of the WTO panel report on the 'EU Measures prohibiting the importation and marketing of seal products', which was decided to be developed by OIE Headquarters. Dr Belton indicated that this document has been drafted and it will be considered at the next Code Commission meeting and at the next meeting of the OIE AWWG.

Dr Fraser also requested information on the discussion between the Swedish Agriculture University and the Istituto Zooprofilattico Sperimentale dell'Abruzzo e del Molise "G. Caporale" to extend the scope of OIE Animal Welfare Collaborating Centre activity in Europe. Dr Stuardo advised that no further information had been received since the communication between the Swedish Delegate and the Italian Delegate.

Agenda Item 5: Private Standards Update: ISO

Dr Stuardo updated the Members on the last documents received by the ISO Secretariat, containing the Working Group comments on the proposed Draft Outline, and advised that a meeting will be held on the Friday immediately before the 83rd OIE General Session to analyse these comments.

Mr Mirabito advised that a new draft will be prepared by the Drafting Group and will be presented for further comments.

Agenda Item 6: Third Global Conference for OIE Reference Centres, October 2014–Report from animal welfare session

Dr Stuardo briefly informed members about the outcomes of the special session on animal welfare held during the Conference, chaired by Dr Kate Littin, AW Focal Point from New Zealand. During this Session AW CCs agreed to present a proposal to the OIE to establish a network to collaborate more closely.

Agenda Item 7: AW Focal Point Seminars updates

Dr Stuardo informed Members that there are four AW Focal point training seminars planned for 2015: two in the African Region (one for English speaking countries and another one for French speaking countries), one in Europe, and one in the Americas. The last two are waiting final confirmation.

Dr Gavinelli advised that the European Union, through the BTSF programme will conduct two training seminars in the African Region and one in the Americas Region, and that it is important to coordinate these activities. Also he recalled that it is important to highlight the importance of the AWWG members in these regional activities.

Agenda Item 8: RAWs and EU Platform updates

Dr Stuardo informed members about the RAWs Coordination meetings planned for this year. He highlighted that the AFEO RAWs CG meeting to be held in Malaysia will discuss how the RAWs secretariat of this Region will function in the future.

Dr Aidaros noted that it could be very useful to use the training activities in the African Region to advance the discussion and development of the RAWs of the African Region, the only region still to develop their own Strategy.

Agenda Item 9: OIE Global Conference Programme – consider development of the framework at June 2015 meeting

Dr Stuardo informed members that following receipt of a new offer of a Member Country to organise and financially support the Conference, the Director General is asking the Chilean government if they can match the financial conditions of the new offer, in order to improve the whole Conference package. If that is not possible for the Chilean Government, the venue of the Conference will change. Dr Stuardo also confirmed that independent of this decision, the work of the scientific programme will start at the next OIE AWWG meeting in June.

Annex 32 (contd)

Annex III (contd)

Agenda Item 10: Date of informal meeting at GS (TBC – AWWG 14 is the week after)

Dr Stuardo proposed to the Group that no AWWG informal meeting be held during the GS, as the OIE AWWG meeting will be held the following week. This proposal was accepted.

Agenda Item 11: Other Business

Dr Rahman updated members on the Animal Welfare Session that is included in the next Pan Commonwealth Veterinary Conference of the CVA in Kuala Lumpur (Malaysia). Dr Rahman informed also that arrangements were also made for hosting the RAWs meeting during the Conference.

Annex 32 (contd)

Annex IV

**MEMBERSHIP OIE ELECTRONIC CONSULTATION AD HOC GROUP ON
OIE TERRESTRIAL CODE CHAPTERS 7.5. AND 7.6.**

Mr Luc Mirabito (Chair of the Group)

International Dairy Federation
Institut de l'Elevage
149 rue de Bercy
75013 Paris
FRANCE
luc.mirabito@inst-elevage.asso.fr

Prof. Dr. Zulkifli idrus

Department of Animal Science
Faculty of Agriculture
Universiti Putra Malaysia
43400 UPM Serdang, Selangor
MALAYSIA
zulkifli@agri.upm.edu.my

Dr Mohan Raj

Senior Research Fellow
Division of Farm Animal Science
School of Clinical Veterinary Science
University of Bristol, Langford BS40 5DU
UNITED KINGDOM
M.Raj@bristol.ac.uk

Dr Sullivan Pereira Alves

Technical Advisor
Association of Brazilian Animal Proteins (ABPA)
BRAZIL
Sullivan.alves@abpa-br.org

Dr E (Bert) Lambooi

Animal Sciences Group (ASG)
Wageningen UR Livestock Research
THE NETHERLANDS
bert.lambooi@wur.nl

Dr Antonio Velarde

Senior scientist
Director of Animal welfare subprogram
IRTA
ESPAÑA
antonio.velarde@irta.cat

Annex 32 (contd)Annex V

Terms of Reference

OIE *ad hoc* Group on Slaughter of animals - Water Bath Stunning (WBS) methods for poultry

1. Identify the main risks in terms of poor welfare during the process of slaughtering broilers from the capture process at farm to the unloading at slaughterhouse, including data on lesions and mortality and proposed outcome-based measures to reflect poultry welfare at slaughter. Measures may include % dead on unloading, % broken wings, % birds that miss the cutter, any birds that are alive when they enter the scald-tank.
 2. Consider retaining the tables of electrical current in the Code, but develop appropriate text to contextualize the numbers, perhaps noting that these are values that have been shown to be most reliable at achieving an appropriate EEG response, but noting that effectiveness of current depends on several risk factors (e.g. equipment, line speed and the nature of the electrical contact between the line and the birds).
 3. To consider a decision making process whereby (1) achieving the outcome targets is the preferred measure of compliance with the standard, but (2) conforming to the specified electrical current strength can be used where it is not feasible to use outcome-based measures. Regarding the use of outcome, provide the WG with advice on sampling and range of acceptable value, in a routine process, to warrant that welfare is ensured as far as possible.
-

Annex 32 (contd)Annex VI**World Organisation for Animal Health (OIE) Global Animal Welfare Strategy****[Document prepared by the AWWG - Draft of February 5 2015]****Introduction**

Animal welfare is a shared responsibility between governments, communities, the people who own, care for and use animals, animal welfare organisations, educational institutions, veterinarians and scientists. Mutual recognition and constructive engagement among parties are necessary to achieve sustained improvements to animal welfare.

As an international organisation with a 90-year history and 180 member countries, the OIE has a long-established role in setting global standards for animal health, in dissemination of information, in helping countries to develop state veterinary services, and in fostering international cooperation. Since 2001 these and other activities have enabled the OIE to make a unique global leadership contribution to advancing animal welfare, at the request of its member countries.

The OIE Global Animal Welfare Strategy has been created to provide continuing direction and coordination of the organisation's actions in this important field.

Vision

The OIE Global Animal Welfare Strategy was created with the following vision:

A world where the welfare of animals is respected, promoted and advanced, simultaneously with the pursuit of animal health, human well-being and socio-economic development.

Elements

The OIE Global Animal Welfare Strategy is based on the following four elements:

- Development of animal welfare standards
- Capacity building and education
- Communication with governments, organizations and the public
- Implementation of animal welfare standards and policies

1. Development of animal welfare standards

- The OIE develops global animal welfare standards that are drafted by international experts based on relevant scientific research and practical experience, and reviewed by member countries and key international stakeholders to ensure global applicability. Wherever possible, standards are based on achieving good animal welfare outcomes rather than prescribing design criteria.
- The OIE cooperates with relevant specialist organizations in setting mutually recognized standards.

2. Capacity building and education

- The OIE helps member countries to strengthen their state veterinary services to ensure capacity to implement animal welfare standards.
- It conducts training activities for country delegates and National Animal Welfare Focal points.
- It develops and disseminates materials for animal welfare training and capacity building directed at all those who have responsibility for animals.
- It supports the inclusion of animal welfare in curricula for veterinarians, veterinary para-professionals and students of animal agriculture.

Annex 32 (contd)Annex VI (contd)*3. Communication with governments, organizations and the public*

- The OIE develops communication programmes to provide accurate, accessible and timely information on animal welfare to governments, the agri-food sector, veterinarians and other professionals including farmers.
- It communicates with governments, non-governmental organizations and the private sector to foster awareness of the OIE animal welfare standards.
- It makes information available to the general public to improve awareness of animal welfare issues and developments.

4. Implementation of animal welfare standards and policies

- The OIE supports member countries in policy development and governance related to animal welfare through advice, policy research and policy analysis.
- It makes recommendations to member countries on the inclusion of animal welfare in national legislation and on implementing animal welfare standards.
- It works with relevant international organizations to ensure that private (including commercial) animal welfare standards are consistent with OIE standards.

Methods*1. Animal Welfare Working Group*

The Animal Welfare Working Group (AWWG) of the OIE is appointed by the Director General and typically consists of a member from each OIE region together with a member from the global animal welfare movement and the global animal-source food sector. Members are chosen to provide a wide range of scientific and practical expertise on animal welfare together with regional perspectives.

The AWWG:

- recommends priorities for additional standards, educational programmes, and other activities;
- provides overall guidance on the content of OIE standards, publications, conferences and other activities related to animal welfare;
- recommends when draft standards are ready for consideration by member countries;
- helps to identify sources of expertise for *ad hoc* groups, educational programmes and other activities;
- reviews the performance of the Regional Animal Welfare Strategies and Collaborating Centres;
- identifies new scientific knowledge relevant to OIE activities and seeks independent scientific advice as necessary;
- reviews and updates this Global Strategy as needed.

2. Ad hoc Groups

Tasks requiring specialised expertise, especially the drafting of standards, are typically undertaken by *ad hoc* groups assembled for the specific purposes. *Ad hoc* groups related to animal welfare are appointed by the Director General with advice from the AWWG.

Annex 32 (contd)

Annex VI (contd)

3. Collaborating Centres

The OIE has designated a small number of Collaborating Centres on Animal Welfare which provide specific services and expertise to the Animal Welfare Working Group, OIE Headquarters, Regional Commissions and member countries. Collaborating Centres normally provide expertise on one or more designated topics such as certain types of animals (e.g., laboratory animals), specific activities (e.g., transport, slaughter) or other topics (e.g., animal welfare education).

4. National Animal Welfare Focal Points

The OIE, with the support of its member countries, has established National Animal Welfare Focal Points. These individuals, working through the official delegate of their country and according to agreed terms of reference:

- communicate with in-country animal welfare experts,
- communicate with the country's Competent Authority(ies) for animal welfare,
- communicate with relevant national non-governmental organisations,
- receive and share relevant information with the OIE, with stakeholders in their own countries and OIE region, and with other National Animal Welfare Focal Points,
- conduct in-country consultation on animal welfare issues and texts, and
- facilitate the implementation of animal welfare standards and training.

They may also have roles relating to their Regional Animal Welfare Strategy.

5. Regional Animal Welfare Strategies

The OIE, with the support of its Regional Commissions, is developing Regional Animal Welfare Strategies. These are intended to further and apply this Global Strategy within the context of their specific region. They:

- promote understanding and awareness of animal welfare in the region through communication, education and training;
- guide member countries in implementing animal welfare standards, and harmonise implementation across the region;
- provide a forum for developing animal welfare policies and activities appropriate to the Region;
- facilitate cooperation among member countries and other organisations in promoting animal welfare in the region;
- facilitate the inclusion of animal welfare in veterinary and animal science curricula in the region;
- ensure that new knowledge and developments in animal welfare are broadly communicated in the region;
- identify possible research and development needs and priorities.

Annex 32 (contd)Annex VII**Paper to OIE Animal Welfare Working Group meeting 2-4 June 2015****Proposal to establish and maintain an OIE Network of Animal Welfare Collaborating Centres****Dr Kate Littin, OIE National Animal Welfare Focal Point, New Zealand representing New Zealand/Australia OIE Collaborating Centre for Animal Welfare Science and Bioethical Analysis.****Purpose**

This paper is on behalf of all OIE animal welfare collaborating centres. We are seeking comment and agreement from the AWWG to establish an OIE Network of Animal Welfare Collaborating Centres.

Background

The four OIE collaborating centres participated in an animal welfare session at the Third Global Conference for OIE Reference Centres in 2014.

At that session, it was clear that each collaborating centre has identified and is working on significant regional animal welfare priorities. The three general animal welfare centres (Americas, Australia-New Zealand and Europe/Italy) have strong connections with their respective OIE Regional Animal Welfare Strategies (the Platform in Europe). There are no significant gaps in animal welfare science expertise or in the coverage of animal welfare issues: between them, the centres have expertise, or can access expertise, related to existing animal welfare standards in the *Terrestrial* and *Aquatic Animal Health Codes* (slaughter, transport, specific species, laboratory animals), as well as topics on the Animal Welfare Working Group's work programme (e.g. working animals).

They concluded that there were gaps in their regional coverage (Middle East and Africa) rather than in the content (or potential content) of their work. Accessing funding for work to support the OIE also continued to be a challenge. Finally, while the OIE is encouraging a regional focus for collaborating centres, they considered that it is important to ensure a global perspective is not lost.

The OIE asks collaborating centres and reference laboratories to establish networks between centres with the same speciality. At the animal welfare session, the centres considered that the establishment of a network for the animal welfare collaborating centres would have a number of benefits for the OIE and for the centres themselves.

Proposal

We therefore propose to establish and maintain an Animal Welfare Collaborating Centre Network, according to the OIE's requirements.

Opportunities and benefits

The intention is to facilitate better collaboration and coordination between the animal welfare collaborating centres, and to support the OIE better, from a global perspective. We believe this will ensure that the collaborating centres can represent a global perspective, while working individually to support their own regions.

Support for the OIE includes not only support in the development, review and implementation of animal welfare standards, but also support for the Animal Welfare Working Group in other ways outside of standards development.

While collaborating centres can each do this in isolation, we consider that a formal Network would enable us to work better together, communicate better amongst the various partners, identify gaps in expertise and work that affect the development and implementation of the global and regional OIE animal welfare strategies, and better identify and access funding for work to support the OIE.

Annex 32 (contd)Annex VII (contd)

Specifically, we see opportunities and benefits including:

- To identify gaps in global coverage and scientific support for the development, review and implementation of OIE standards and regional animal welfare strategies
- To focus coordinated efforts where there is not an existing collaborating centre (currently Africa and the Middle East)
- To identify actions or projects in OIE regional animal welfare strategies (Platform in Europe) where each collaborating centre can contribute (add value) or lead
- To identify funding, and strengthen the case for funding, for research and projects that support OIE animal welfare goals
- To better identify areas of collaboration in existing and future work by partners in collaborating centres
- To better identify gaps in expertise amongst partners and in existing and future work by partners in collaborating centres
- To better identify and access external research partners to support existing and future work by collaborating centres
- To provide a mechanism to manage more frequent liaison and information sharing between the collaborating centres
- To provide a single point of contact between the OIE and collaborating centres for global animal welfare issues
- To provide an ongoing pool of expertise for *ad hoc* groups, OIE *Scientific and Technical Review Series* articles and special issues, OIE discussion papers, and other special projects
- To link with relevant global scientific and veterinary professional associations as appropriate (ego International Society for Applied Ethology)
- To enhance knowledge of the OIE and OIE standards within the scientific community, with benefits including better engagement during the standards development process (e.g. country comments)
- To facilitate twinning/coordination projects with external partners (ego Queensland / Putra coordination project in the NZ/Australia collaborating centre).

Process / next steps

If the AWWG agrees to this proposal, the centres will hold a web meeting by the end of September (to take account of summer holidays) to determine first steps to establish the Network. We will extend an invitation to the OIE to attend this meeting if required. We would report back to the AWWG after the meeting. The Animal Welfare Collaborating Centre Network would develop a terms of reference to share with the AWWG and it would be bound by the OIE's requirements, described at <http://www.oie.int/en/our-scientific-expertise/collaborating-centres/reference-centre-networks/> and including:

- Forming a secretariat to liaise with OIE *Headquarters*, and to hold responsibility for coordination, leadership and accountability. Secretariat may be rotated amongst partners.
- Provision of an annual report, cross-referenced in individual partner annual reports.
- OIE to be invited to meetings, and meeting reports to be supplied to OIE *Headquarters*.

[Annex 32](#) (contd)[Annex VIII](#)Original: English
January 2015

**REPORT OF THE SECOND *AD HOC* GROUP ON DISASTER MANAGEMENT
AND RISK REDUCTION IN RELATION TO ANIMAL HEALTH AND WELFARE
AND VETERINARY PUBLIC HEALTH**

Paris, 27–29 January 2015

The OIE *ad hoc* Group on Disaster Risk Reduction and Management in Relation to Animal Health and Welfare and Veterinary Public Health (the *ad hoc* Group) met at OIE Headquarters on 27–29 January 2015. Dr Gary Vroegindewey chaired the meeting.

1. Welcome and introduction

The members of the *ad hoc* Group and other participants at the meeting are listed at [Annex I](#). The adopted Agenda is provided as [Annex II](#).

On behalf of Dr Bernard Vallat, Director General of the OIE, the Head of the International Trade Department, Dr Derek Belton, welcomed all members and thanked them for their commitment to working with the OIE on this important topic. He reminded the Members of the *ad hoc* Group that, in principle, the disaster risk reduction guidelines that they are developing are intended for publication on the OIE website, but in the future they could also become a chapter of the OIE *Terrestrial and Aquatic Animal Health Codes*, as discussed during the previous meeting. An extract from the relevant section of the September 2014 report of the Terrestrial Animal Health Standards Commission (the Code Commission) is presented in [Annex V](#).

Dr Thiermann, President of the Code Commission, also thanked the *ad hoc* Group for their work and noted that, regardless of the final placement of these guidelines, they should be very concise, and avoid replication of more detailed information already available in well-known reference sources.

Dr Belton indicated to the *ad hoc* Group that, in the first instance, the OIE intends to develop guidelines for use by the Veterinary Services of Member Countries and that these guidelines will take account of the existing global guidelines and standards on this topic.

An extract from the relevant section of the report of the Thirteenth Meeting of the Animal Welfare Working Group is presented in [Annex IV](#).

2. Objectives of the meeting

Dr Vroegindewey stated that the *ad hoc* Group should focus on drafting guidelines for use by Veterinary Services. Dr Thierman emphasised that they should be concise and leave most of the more detailed and technical items for the annexes.

Dr Ankers noted that, as the document will focus on the activities of Veterinary Services, it will not be necessary to include detailed information on activities of other stakeholders in disaster situations.

Dr Dalla Villa indicated that one of the advantages of these guidelines is that they will enhance a common understanding of the terminology to be used among National Veterinary Services and with other stakeholders.

Annex 32 (contd)Annex VIII (contd)

Dr Percedo highlighted how important it is that Veterinary Services should engage with animal owners, producers, animal industry representatives, slaughterhouses, laboratories, pharmaceutical industries and others. They are the people and organisations that will have to implement measures and activities for disaster reduction and they also have a key role in the response phase.

3. Terms of Reference

The *ad hoc* Group reviewed the Terms of Reference that had been adopted at the first meeting and confirmed them, but noted that to complete the work mentioned under point number 3, more work should be done at the regional level to detect gaps and needs.

The adopted Terms of Reference are shown in Annex III.

4. Discussion of working documents and other relevant documents

The *ad hoc* Group analysed the documents sent by the different Members of the group and assessed each one in order to decide if it should be included as a reference tool in the guidelines.

The list of the working documents is provided as Annex VI.

5. Development of draft guidelines

The *ad hoc* Group drafted Guidelines on disaster management and risk reduction in relation to animal health and welfare and veterinary public health (Guidelines for National Veterinary Services) and developed guiding principles for the OIE as it engages with this new area of work. The draft guidelines are shown in Annex VII.

6. Proposed strategy for the use of the guidelines and future work

The *ad hoc* Group drew up a proposed strategy to facilitate the use of the guidelines by Veterinary Services and their relevant partners.

The activities and elements included in the strategy are shown in Annex VIII.

7. Review and finalise report of meeting

The *ad hoc* Group discussed and agreed on further work needed to complete the meeting report.

8. Next meeting

It was proposed that, if required, a final meeting should be held after the September 2015 meeting of the Code Commission.

.../ Appendices

Annex 32 (contd)Annex VIII (contd)Annex I

**OIE AD HOC GROUP ON DISASTER MANAGEMENT AND RISK REDUCTION IN RELATION TO
ANIMAL HEALTH AND WELFARE AND VETERINARY PUBLIC HEALTH
Paris, 27–29 January 2015**

List of participants

MEMBERS OF THE OIE AD HOC GROUP

Dr Gary Vroegindewey (chair)

Director, One Health Program
Assistant Professor of Veterinary Medicine
Lincoln Memorial University
College of Veterinary Medicine
UNITED STATES OF AMERICA
Tel.: +1 423 869 7132
gary.vroegindewey@LMU.net.edu

Dr Philippe Ankers

Livestock Production Systems Branch -
FAO
Viale delle Terme di Caracalla
Rome 00153
ITALY
Tel.: +39 06 570 56214
philippe.ankers@fao.org

Dr Ian Dacre

Senior Veterinary Advisor Asia-Pacific
World Protection Animal
7th Floor, Olympia Thai Plaza
444 Ratchadaphisek Road, Samsenok
Huay Kwang, Bangkok 10310
THAILAND
Tel.: +662 513 0475
iandacre@worldanimalprotection.org

Dr Paolo Dalla Villa

European Commission
Directorate -General for Health and
Consumers
Animal Welfare
BELGIUM
Tel.: + 32 (0) 2 29 87 629
Paolo-Felice.Dalla-Villa@ec.europa.eu

Dr Shiro Inukai

Director for Risk Management
Livestock Industry Department
Agriculture and Production Bureau
Ministry of Agriculture, Forestry and
Fisheries
JAPON
shiro_inukai@nm.maff.go.jp

Dr Maurice K. Kiboye

Programme coordinator/
Veterinarians without Borders Germany
Piedmont Plaza
671 Ngong Road
P.O.Box 25653-00603
Nairobi
KENYA
mkiboye@yahoo.com

Dr María Irian Percedo Abreu

Investigadora Titular
Dirección Salud y Producción Animal
Centro Nacional de Sanidad Agropecuaria
(CENSA)
OIE Collaborating Center on Disaster Risk
Reduction in Animal Health
Mayabeque, CUBA
Tel.: 047-849136 849134
percedo@censa.edu.cu

OTHER PARTICIPANT

Dr Alejandro Thiermann

President of the Terrestrial Animal Health Standards Commission
a.thiermann@oie.int

OIE HEADQUARTERS

Dr Bernard Vallat

Director General
12, rue de Prony
75017 Paris
FRANCE
Tel.: 33 - (0)1 44 15 18 88
Fax: 33 - (0)1 42 67 09 87
oie@oie.int

Dr Derek Belton

Head
International Trade Department
d.belton@oie.int

Dr Leopoldo Stuardo

Chargé de mission
International Trade Department
l.stuardo@oie.int

Annex 32 (contd)

Annex VIII (contd)

Annex II

**OIE AD HOC GROUP ON DISASTER MANAGEMENT AND RISK REDUCTION IN RELATION TO
ANIMAL HEALTH AND WELFARE AND VETERINARY PUBLIC HEALTH**

Paris, 27–29 January 2015

Agenda

- 1) Welcome and introduction – Dr Derek Belton
- 2) Review of the Report of the *ad hoc* Group on Animal welfare and disaster management, April 2014
- 3) Discussion of working documents and other relevant documents provided by the *ad hoc* Group Members
- 4) Development of draft text for consideration by the AWWG and the Terrestrial Animal Health Standards Commission
- 5) Programme for further work after this meeting
- 6) Review and finalise report of meeting

Annex 32 (contd)

Annex VIII (contd)

Annex III

**OIE AD HOC GROUP ON DISASTER MANAGEMENT AND RISK REDUCTION IN RELATION TO
ANIMAL HEALTH AND WELFARE AND VETERINARY PUBLIC HEALTH**

Paris, 27–29 January 2015

Terms of Reference

- To develop OIE Guiding Principles on disasters management and risk reduction with respect to animal health and welfare and veterinary public health taking account of all aspects of the Disaster Cycle and existing guidelines and standards (e.g. LEGS and OIE *Terrestrial Code*);
 - to advise strategies for supporting Veterinary Services in OIE Member Countries to undertake disaster management and risk reduction;
 - to identify any significant gaps in existing guidelines and standards available to Veterinary Services on disaster management and risk reduction with respect to animal health and welfare and veterinary public health and to develop guidelines addressing those gaps;
 - to advise how disaster management and risk reduction with respect to animal health and welfare and veterinary public health should be addressed in OIE veterinary education recommendations;
 - to make recommendations on how the OIE can strengthen linkages with key international stakeholders in the field of disaster management and risk reduction with respect to animal health and welfare and veterinary public health.
-

Annex 32 (contd)

Annex VIII (contd)

Annex IV

**EXTRACT FROM THE REPORT OF THE THIRTEENTH MEETING OF THE OIE ANIMAL
WELFARE WORKING GROUP**

Paris (France), 24–26 June 2014

8. *Ad hoc* Group on Disaster Management and Risk Reduction in relation to Animal Health and Welfare and Veterinary Public Health

Dr Stuardo informed that the *ad hoc* Group had its first meeting from 15–17 April 2014. The meeting was chaired by Dr Gary Vroegindewey, the *ad hoc* Group discussed extensively the problems of dealing with disasters within the framework of the paper prepared by Dr Sarah Kahn, and agreed with the approach of developing a set of guidelines for OIE Member Countries for publication on the OIE website. Dr Stuardo also advised that the group agreed that the guidelines will focus on strategic, organisational and operational issues rather than technical issues, and cover animal health, welfare and veterinary public health. A second meeting of the *ad hoc* Group is proposed for the fourth quarter of 2014.

Annex 32 (contd)Annex VIII (contd)Annex V

**EXTRACT FROM REPORT OF THE MEETING OF THE OIE
TERRESTRIAL ANIMAL HEALTH STANDARDS COMMISSION**

Paris, 9–18 September 2014

—————

c) Report of the meeting of the *ad hoc* Group on Disaster Risk Reduction and Management in Relation to Animal Health and Welfare and Veterinary Public Health

The Code Commission reviewed and endorsed the report of the *ad hoc* group meeting held on 15–17 April 2014. The Code Commission noted that though having developed a draft guideline document on disaster management and risk reduction in relation to animal health and welfare and veterinary public health, the *ad hoc* group considered that more work needs to be done before circulating the draft document for Member Countries' comments.

The report of the meeting of the *ad hoc* group is attached as Annex XXV for Member Country information.

—————

Annex 32 (contd)

Annex VIII (contd)

Annex VI

**SECOND MEETING OF THE OIE *AD HOC* GROUP ON DISASTER MANAGEMENT
AND RISK REDUCTION IN RELATION TO ANIMAL HEALTH AND WELFARE
AND VETERINARY PUBLIC HEALTH**

Paris, 27–29 January 2015

List of documents

- Item 1. Provisional list of participants and list of documents
- Item 2. Draft agenda
- Item 3. Terms of Reference
- Item 4. Report of the *ad hoc* Group on Animal welfare and disaster management April 2014
- Item 5. Guiding Principles for the OIE for disaster management and risk reduction in relation to animal health and welfare and veterinary public health
- Item 6. Guidelines on disaster management and risk reduction in relation to animal health and welfare and veterinary public health (Guidelines for National Veterinary Services)
- Item 7. Extract of the Report of the Meeting of the OIE Terrestrial Animal Health Standards Commission
- Item 8. Glossary of the Common Agricultural Policy (update of 2014)
- Item 9. LEGS flyer
- Item 10. UNHCR Livestock Keeping and Animal Husbandry in Refugee and Returnee Situations
- Item 11. Extract from the final report of the World Conference on Disaster Reduction (A/CONF.206/6)
- Item 12. Good Emergency Management Practices GEMP FAO
- Item 13. Good Emergency Management Practice–The Essentials
- Item 14. Appendix XI (Shiro Inukai)–Report of the *ad hoc* Group on Animal welfare and disaster management, April 2014
- Item 15. Definitions (Shiro Inukai)–Guidelines on disaster management and risk reduction in relation to animal health and welfare and veterinary public health (Guidelines for National Veterinary Services) 2014
- Item 16. World Disasters Report 2013, Focus on technology and the future of humanitarian action
- Item 17. 26th Conference of the OIE Regional Commission for Europe
- Item 18. New Zealand’s National Security System

[Annex 32 \(contd\)](#)[Annex VIII \(contd\)](#)[Annex VII](#)

DRAFT GUIDELINES ON DISASTER MANAGEMENT AND RISK REDUCTION IN RELATION TO ANIMAL HEALTH AND WELFARE AND VETERINARY PUBLIC HEALTH (GUIDELINES FOR NATIONAL VETERINARY SERVICES)

1. INTRODUCTION

The World Organisation for Animal Health (OIE) has developed these guidelines for disaster management and risk reduction in relation to animal health, animal welfare and veterinary public health with the goal of strengthening the capacity of Veterinary Services in Member Countries.

Recent disaster events highlight the need to bring all components of disaster management together in cohesive response plans at both national and international levels using a multidisciplinary approach to achieve optimal efficiency and effectiveness.

The OIE guidelines use an all-hazards approach to the management of natural and man-made and technological disasters and suggest that a wide range of stakeholders from both government and society take action, adapting their interventions to meet local and regional needs.

They advocate the integration of disaster management and risk reduction measures relevant to national Veterinary Services into broader resilience and disaster management and response networks and policies, i.e. those that promote the health and welfare of animals, safeguard human and environmental health and assist Member Countries to restore and enhance economic and societal conditions in the aftermath of a disaster.

1.1. SCOPE

These guidelines reflect the need for Veterinary Services to implement disaster management and disaster risk reduction measures with the objective of protecting animal health, animal welfare and veterinary public health during disaster events in their respective countries.

The document is aligned with OIE standards for Veterinary Services and animal welfare.

These guidelines provide a framework that veterinary professionals can use to develop processes and procedures for managing the veterinary sector's actions to reduce the adverse consequences of disasters. They outline guiding principles and the roles that Veterinary Services play in reducing the impact of disasters in all phases of the Disaster Management Cycle (DMC). They also highlight the importance of intra- and inter-institutional coordination and emphasise that the mandate of Veterinary Services falls within the larger national legal framework.

These guidelines complement existing technical and legal instruments for disaster management, both those at international and regional levels and those adopted in each Member Country, all of which specify the mandate of relevant actors in disaster situations. They are meant to be applied in conjunction with these existing tools.

The document does not prescribe how Veterinary Services should act, but leaves it to each OIE Member Country to adapt to local needs based on their context. It identifies inter-sectoral and multi-disciplinary approaches as essential principles in disaster management and stresses that the plans of Veterinary Services should be included in the National Disaster Management and Risk Reduction Plans.

1.2. DEFINITIONS

There are many variations of definitions in the field of disaster management and risk reduction. The *ad hoc* Group of experts formed by the OIE to draft these guidelines has selected the following working definitions with the intent of following as closely as possible standard international definitions. Additional definitions on specific topics are included within the text of the guidelines. Individual countries and organisations may have different variations that they are required to use.

Annex 32 (contd)Annex VIII (contd)Annex VII (contd)*Disaster*

means ‘a serious disruption of the functioning of a community or a society involving widespread human, material, economic or environmental losses and impacts, which exceeds the ability of the affected community or society to cope using its own resources’. (UNISDR, 2015)

Hazard

In these guidelines the UNISDR definition of hazard is used which means ‘a dangerous phenomenon, substance, human activity or condition that may cause loss of life, injury or other health impacts, property damage, loss of livelihoods and services, social and economic disruption, or environmental damage’.

Technological/Man-made disaster

means ‘a hazard originating from technological or industrial conditions or caused by man, including complex emergencies, conflicts, famine, displaced populations, industrial accidents and transport accidents. These are events that are caused by humans and occur in or close to human settlements. This can include environmental degradation, pollution and accidents’. (IFRC, 2015)

Natural hazard

means ‘the naturally occurring physical phenomena caused either by rapid or slow onset events which can be geophysical (earthquakes, landslides, tsunamis and volcanic activity), hydrological (avalanches and floods), climatological (extreme temperatures, drought and wildfires), meteorological (cyclones and storms/wave surges) or biological (disease epidemics and insect/animal plagues)’. (IFRC, 2015)

Resilience

means ‘the ability of a system, community or society exposed to hazards to resist, absorb, accommodate to and recover from the effects of a hazard in a timely and efficient manner, including through the preservation and restoration of its essential basic structures and functions. It is determined by the degree to which the community has the necessary resources and is capable of organising itself both prior to and during times of need’. (UNISDR, 2015).

2. THE DISASTER MANAGEMENT CYCLE

The objectives for Veterinary Services in disaster management are to protect animal health and welfare, safeguard human and environmental health and assist Member Countries in restoring and enhancing economic and societal conditions.

Various disaster management models are available to provide a framework to develop disaster management programmes, actions, and activities. A simple, commonly used DMC model has been selected in order to illustrate the phases of disaster that must be addressed.

The DMC phases include: mitigation and prevention, preparedness, response, and recovery. Disaster management programmes often focus on response, but effective disaster management includes activities in all four phases.

Mitigation means ‘the lessening or limitation of the adverse impacts of hazards and related disasters’. (UNISDR, 2015)

Prevention means ‘any action aimed at reducing risks or mitigating adverse consequences of a disaster for people, the environment and property, including cultural heritage’. (EU Civil Protection Mechanism, 2013)

Preparedness means ‘a state of readiness and capability of human and material means, structures, communities and organisations enabling them to ensure an effective rapid response to a disaster, obtained as a result of action taken in advance’. (EU Civil Protection Mechanism, 2013)

Response means ‘the provision of emergency services and public assistance during or immediately after a disaster in order to save lives, reduce health impacts, ensure public safety and meet the basic subsistence needs of the people affected’. (UNISDR, 2015)

Annex 32 (contd)

Annex VIII (contd)

Annex VII (contd)

Recovery means ‘the restoration, and improvement where appropriate, of facilities, livelihoods and living conditions of disaster-affected communities, including efforts to reduce disaster risk factors’. (UNISDR, 2015)

The Disaster Management Cycle is shown below.

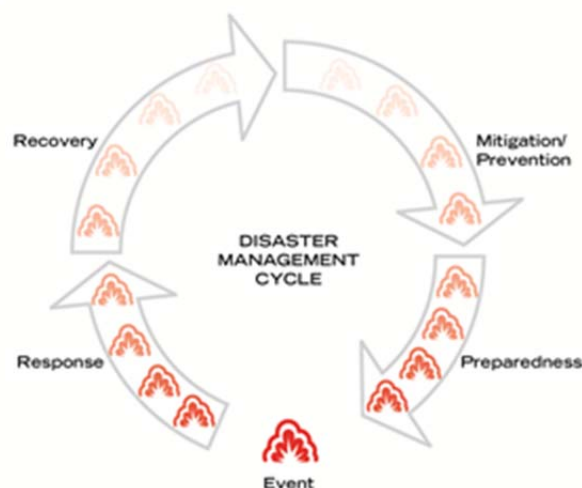


Figure 1. Phases of the Disaster Management Cycle

The four phases of the DMC are used as a framework to plan and organise the processes, policies and procedures involved in disaster management, including disaster risk reduction. The phases are not always distinct, but flow into one another in a continuous cycle. In a specific disaster event, different agencies may be in different phases of the DMC. Using this common framework will assist Veterinary Services to align their activities with other governmental and non-governmental actors.

There are certain elements that should always be considered as they are common to all four phases of the DMC. These include: legislation and regulatory authority, budgeting and resourcing, internal and external communications (processes and infrastructure), training and education, information technology and knowledge management, and integration and coordination with other agencies, organisations and stakeholders.

2.1. MITIGATION AND PREVENTION

Mitigation and prevention activities occur prior to disaster events and they incorporate lessons learned from the response and recovery phases of previous disasters.

Most countries already have a National Disaster Management and Risk Reduction Plan which has been developed at central level and which explains the roles and responsibilities of all government and non-government services in the case of disasters. Veterinary Services should be involved in the preparation or review of these National Disaster Management and Risk Reduction Plans. Veterinary Services should involve all internal units in the preparation and review of the plan and consider the roles and responsibilities of actors such as farmers, animal owners, pharmaceutical industries, the food industry, feed producers, traders, slaughterhouses, laboratories, transportation and border control authorities, national governments, intergovernmental bodies, non-governmental organisations and private voluntary associations.

Veterinary Services should establish their own National Veterinary Service Disaster and Risk Reduction Plan.

Annex 32 (contd)

Annex VIII (contd)

Annex VII (contd)

Figure 2 illustrates how Veterinary Services Disaster Management and Risk Reduction Plans are nested within international and national guidelines and plans and how they are linked to private-sector plans.

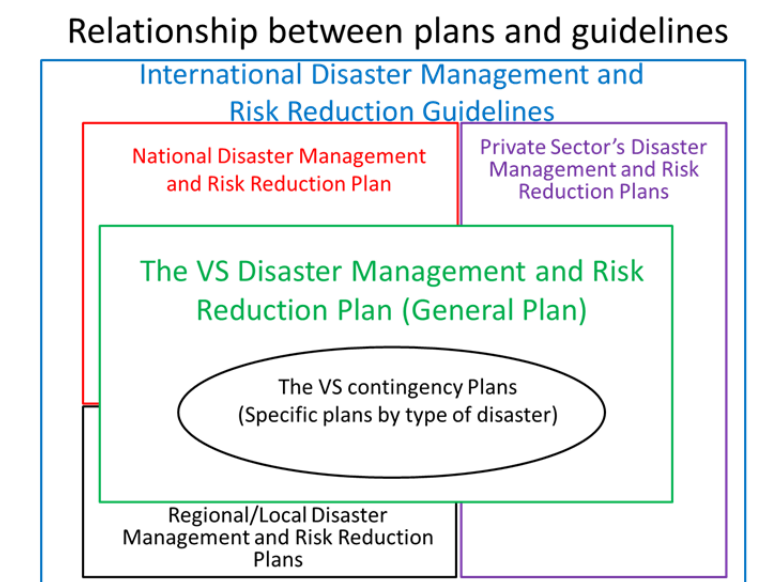


Figure 2. Relationship of Multi-sectoral Disaster Management and Risk Reduction Plans and Guidelines

The National Veterinary Services Disaster and Risk Reduction Plan, which should be developed during the mitigation and prevention phase, should cover all four phases of the DMC. The plan will include the following chapters:

2.1.1. Veterinary Services and Other Stakeholders: Roles, Responsibilities, Cooperation and Collaboration

Central Government typically plays the lead role in preparing for and responding to disasters. The roles and responsibilities of the Veterinary Services should be clearly laid out and mechanisms for interaction with other Services and Ministries should be described.

The Veterinary Services will play a leadership role in advising the authorities on animal health, welfare and veterinary public health in disaster situations. The Veterinary Services should provide sufficient and appropriate input to ensure policies governing support for animals in disaster situations are effective.

The involvement of private veterinarians in all phases of the disaster management cycle is important as a primary link for producers and other animal owners. The roles and responsibilities of private veterinarians, livestock owners, producers, and other animal owners should also be described in the plan and, where relevant, they should receive appropriate training from Veterinary Services or other appropriate entities. Veterinary Services should support the development of disaster management plans by advising other actors as appropriate.

[Annex 32 \(contd\)](#)[Annex VIII \(contd\)](#)[Annex VII \(contd\)](#)**2.1.2. Legal Framework, Legislation**

The plan should follow existing international frameworks where appropriate, such as the Hyogo Framework for Action 2005–2015 (HFA) and the International Strategy for Disaster Reduction of the United Nations (UNISDR). The plan should be harmonised with the national legislation for disaster management and make provision for interaction between official and private institutions and organisations. Veterinary Services should include their mitigation and prevention activities in national and regional plans and harmonise them with those of other sectors and the government. When Veterinary Services lack established legal authority for action in disaster situations, specific requirements should be identified and new legislation developed to address the gaps.

2.1.3. Communication and Public Awareness

A clear communication strategy is central to the plan. The strategy should involve communication at all levels from government level to the general public. Prior agreements on communication responsibilities are essential to avoid any conflicting information. Communication should focus on transparency, listening, and responding, and will aim to build trust and distribute appropriate messages in a timely manner.

Communication is a two-way process, so communication tools, technologies, procedures and templates should be available for communication between central units and the field operational level, including field-based veterinarians, animal owners, and the general public. Communication should take into consideration the social and cultural aspects of content delivery to maximise effectiveness.

Public awareness campaigns in the mitigation and prevention phase help to maintain vigilance against disaster risks and improve the self-preparedness of animal owners. Making animal owners aware of their options in the case of disaster is a vital part of efficient disaster cycle management.

2.1.4. Risk Analyses

Risk analysis means the overall cross-sectoral process of hazard identification, risk assessment, risk management and risk communication undertaken at national or appropriate sub-national level. Conducting a risk analysis prior to a disaster will enable stakeholders to prioritise investments for disaster risk-reduction activities and facilitate the decision process within the whole disaster management cycle. The risk analysis should include hazard identification and hazard mapping, risk assessment, vulnerability analysis, capacity analysis, risk evaluation, and risk communication.

2.1.5. Structure of Veterinary Services

The structure of Veterinary Services varies from one country to another and risks will vary from one region to another within the country. The plan should address regional specificities and address whether or not capacities are available for response within regions.

Response to disasters requires the ability to make quick evidence-based decisions and to convert those decisions into clear orders which can be conveyed down a very clear chain of command to those who are charged with the responsibility to carry them out. This requires the Veterinary Services in a country to be part of a well-defined command structure or line management system, at least for the duration of the emergency. This command system may differ from the structure in place for routine work and should be described in the National Disaster Management and Risk Reduction Plan.

All key staff in both central and decentralised offices should have a detailed job description defining their roles and responsibilities during all phases of the DMC, including mitigation and prevention.

2.1.6. Human Resources

Different skills will be required during all phases of the DMC. It is important to provide on-the-job training, invest in early warning activities, and to provide for increasing the capacity of Veterinary Services for emergency responses.

Annex 32 (contd)Annex VIII (contd)Annex VII (contd)**2.1.7. Financing**

Finances should be available without delay during the preparedness and response phases. Budgeting for interventions and identifying sources of funding in advance will allow for rapid action. Budgets should include both contingency funds and funds for ongoing risk-reduction activities (such as education/training, biosecurity, surveillance activities, maintenance of early warning systems)

2.1.8. Early Warning Systems, Surveillance Systems

Veterinary Services have the duty and responsibility to ensure that disease surveillance and livestock-related information is integrated into early warning systems and they should be actively engaged in their development. Veterinary Services need to engage with other governmental agencies so that any warning information regarding all types of hazards can be received and effectively disseminated.

2.1.9. Contingency Plans and Standard Operating Procedures

Contingency planning means a management process that analyses specific potential events or emerging situations that might threaten society or the environment and establishes arrangements in advance to enable timely, effective and appropriate responses to such events and situations. (EU Civil Protection Mechanism, 2013)

Veterinary Services should develop contingency plans for each type of event identified during risk assessment exercises using an all-hazards approach. The plans should cover natural disasters (e.g. flooding, hurricanes, wind storms, drought, earthquakes, extreme cold, volcano eruptions, transboundary epizootics and pandemics) and man-made technological disasters (e.g. chemical release, radiologic accidents, oil spills, explosions, conflict and bioterrorism). Contingency plans cover sets of activities carried out as part of the response and recovery phases of the DMC. They comprise both long-term measures and measures implemented in the immediate aftermath of the disaster. There should be contingency plans for responding to animal health, animal welfare and veterinary public health needs during natural and man-made disasters, including disease outbreaks. These contingency plans will be specific to each type of event: a flood, for example, will require a different contingency plan from a disease outbreak. Moreover, different disease types may require different contingency plans.

The process of developing a contingency plan provides valuable learning that helps successful implementation of the plan when a disaster occurs. It involves organising a team representing relevant authorities and stakeholders, identifying critical resources and functions, and establishing a plan for recovery beyond response (see under Preparedness).

To ensure the quality of the contingency plans, Veterinary services should develop standard Operating Procedures (SOPs) for interventions that regularly recur during the preparedness and response phases.

The mitigation and prevention phase includes much more than just contingency plans. Mitigation and prevention requires ongoing capacity development, continuous monitoring and surveillance, and regular updating of risk analyses and risk reduction activities.

All activities included in the Veterinary Services Disaster and Risk Reduction Plan should be periodically reviewed and updated.

2.2. PREPAREDNESS

The preparedness phase often begins when warning of an impending disaster is received. Veterinary Services should get ready to activate their relevant contingency plans so that they are prepared for the foreseeable consequences as the disaster progresses. The implementation of contingency plans requires flexibility and adjustments according to the magnitude and circumstances of the disaster.

[Annex 32 \(contd\)](#)[Annex VIII \(contd\)](#)[Annex VII \(contd\)](#)

Relevant contingency plans should be put together by the Veterinary Authority in conjunction with representatives from the national and local governments, non-governmental organisations and relevant private-sector stakeholders. The contingency plans will include:

- Details of the types of disaster covered by the plan
- Systems for rapid assessment and situation awareness
- Legislation
- Established chain of command system
- Plans for coordination with other relevant governmental agencies, inter-governmental agencies, NGOs and private sector
- Finance arrangements (including compensation policy)
- Human resource plan
- Communication plan & public awareness measures
- Established sustainable continuity plan & recovery plan

During the preparedness phase, Veterinary Services will switch to emergency mode and start implementing the relevant command system, as described in the Disaster Management and Risk Reduction Plan, to maximise the response capacity and use early warning systems to communicate with relevant parties. Early in the preparedness phase the Veterinary Services will review the availability of human and financial resources as well as tailor the communication strategy to the specific disaster event.

2.3. RESPONSE

2.3.1. Implementation of National Veterinary Services' Contingency Plans

Impact assessment and situation awareness are the first steps to be taken following the activation of any contingency plan. The impact of the disaster on the Veterinary Services themselves and their capacity to implement the plan should be assessed. Veterinary Services need to prioritise activities in conjunction with key stakeholders. They must remain flexible and undertake appropriate action after an assessment of the impact on the health and welfare of animals, human safety and the environment. If there is no specific contingency plan for the type of disaster that is taking place, Veterinary Services should take a step-by-step approach to decision-making and refer to the contents described in the mitigation and prevention and preparedness phases of the contingency plans they have developed for generic guidance.

2.3.2. Governance

Each contingency plan (developed in the mitigation/prevention phase) will determine governance and the chain of command. Cooperation and coordination with stakeholders under clear lines of responsibility will be important to expand the capacity of Veterinary Services. Adaptability, efficiency, and continuity of support are critical to effective response.

2.3.3. Legislation activity

Contingency plans will be based on existing legislation that will enable immediate action. Emergency management ordinances and specific regulations may be issued when required.

2.3.4. Communication

Appropriate communication is critical for good governance, knowledge management and contingency planning. Veterinary Services should have detailed internal and external communication plans within their contingency plans.

Annex 32 (contd)

Annex VIII (contd)

Annex VII (contd)

2.3.5. Gap Analysis

Following an assessment of the impact of the disaster on the Veterinary Services themselves, a gap analysis should be carried out to identify Veterinary Services needs. All relevant stakeholders must be included so that all significant issues are identified and addressed. Gap analysis should also take into account what will be required during the recovery phase and consider whether some earlier risk mitigation actions could avoid some of those recovery needs.

2.4. RECOVERY

2.4.1. Recovery Plan

Following gap analysis during the response phase, a recovery plan should be developed in order to detail human and material resource requirements, and the related budget. After identifying gaps within Veterinary Services, and after further consultation with key stakeholders, Veterinary Services should evaluate the efficiency and effectiveness of their response to the disaster. The development of a recovery plan should include opportunities to '*build back better*' (i.e. provide greater resilience) and should be multi-sectoral and multidisciplinary where applicable. The plan should include monitoring and evaluation.

2.4.2. Governance

In the recovery phase, consideration should also be given as to how the Veterinary Services will continue to undertake their ongoing operations or 'business as usual'. This may require areas of governance to be reconsidered dependent upon current resources, and may even require changes to some aspects of legislation.

2.4.3. Communication

High-quality communication is necessary to keep all relevant stakeholders aware of developments. Failures in communication may result in stakeholders not giving input to vital areas of recovery and reconstruction, and may result in a lack of adequate resourcing and funding to ensure a successful recovery phase. The most significant stakeholders to be considered throughout both the response and recovery phases are the affected community. Community engagement will increase buy-in and speed up recovery from the disaster.

2.4.4. Gap Analysis

The recovery plan should identify the most probable recovery needs of the disaster and these should inform subsequent contingency plans. Veterinary Services should consider the different needs of both rural and urban communities, which are likely to include support for managing the consequences of livestock and production losses, companion animal displacement, and infrastructure loss. Veterinary Services should also consider how severely their buildings and facilities have been impacted and plan for their replacement during the recovery phase. These plans should take into account lag times for construction materials to be available and for key services, such as water and electricity supplies, to be reconnected.

Monitoring and evaluating the successes and failures of the recovery plan will identify both resource and process gaps. Like gap analysis from the response phase, gap analysis of the recovery phase may also identify areas for improvement in the mitigation phase.

[Annex 32](#) (contd)

[Annex VIII](#) (contd)

[Annex VII](#) (contd)

2.5. TOPICS RELEVANT TO ALL DMC PHASES

2.5.1. Legislative framework

The National Disaster Management and Risk Reduction Plan should be supported by effective legislation at each level of government. Member Countries are encouraged to follow the OIE standards on veterinary legislation as described in Chapter 3.4. of the *Terrestrial Code*. It is recommended that Veterinary Services review and analyse current legislation and engage in developing appropriate legislation to support animal health, animal welfare, and veterinary public health activities in disasters within the framework of disaster management and disaster risk reduction contingency plans.

2.5.2. Communications

Effective communication is essential throughout the DMC. There must be effective communication both within the Veterinary Services and between Veterinary Services and other stakeholders, i.e. other government departments, non-government stakeholders and the public. Veterinary Services should consider developing pre-scripted communications that can be modified for use in the preparedness and response phases. Veterinary Services are encouraged to incorporate disaster management communications in accordance with Chapter 3.3 'Communication' of the *Terrestrial Code*.

2.5.3. Training and Education

Training and education are necessary to prepare Veterinary Services to execute their responsibilities during disasters. Technical training is essential, and should be supplemented with training on organisational and operational aspects of disaster management, including inter-agency (inter-ministry) and inter-sectoral collaboration. Disaster management training should be included in veterinary education and in training courses for private-sector stakeholders.

2.5.4. Information Technology and Knowledge Management

Information technology and knowledge management capacity should be developed in order to maintain awareness of the activities of Veterinary Services and to facilitate information sharing with other government and non-government stakeholders throughout the DMC.

2.5.5. Integration and Coordination

For nearly all disasters, Veterinary Service disaster programmes will have to be incorporated into higher-level governmental frameworks for national disaster response. In addition, Veterinary Services should establish programmes and processes to coordinate their activities with non-governmental and public stakeholders.

2.6. CONCLUSION

Disaster Management and Disaster Risk Reduction programmes should be dynamic and in a continual process of development as hazards, technologies, legislation and standards evolve. Applying internationally accepted guidelines and standards adopted by national and regional authorities will allow Veterinary Service to provide efficient and effective programmes. Critical to success will be risk analysis; planning; training; resource allocation; integration and coordination with government; cooperation with private-sector and non-governmental stakeholders; and disaster simulation exercises. Prioritising risk reduction is vital to avoiding or successfully responding to future disasters.

Annex 32 (contd)

Annex VIII (contd)

Annex VII (contd)

3. DISASTER MANAGEMENT TOOLBOX OF RESOURCES

International Guidelines and Standards

- The LEGS Project. 2014. Livestock Emergency Guidelines and Standards, 2nd edition. Practical Action Publishing, Rugby, UK.
- FAO. 2011. Good Emergency Management Practices: The Essentials. Edited by Nick Honhold, Ian Douglas, William Geering, Arnon Shimshoni and Juan Lubroth. FAO Animal Production and Health Manual No.11. Rome
- United Nations Office for Disaster Risk Reduction. Hyogo Framework for Action 2005-2015: <http://www.unisdr.org/we/inform/publications/1037>
- International Federation of Red Cross and Red Crescent Societies. Response and Contingency Planning Guide: <http://www.ifrc.org/PageFiles/40825/1220900-CPG%202012-EN-LR.pdf> 2007CH-1211 Geneva 19, Switzerland: www.ifrc.org

Additional Resources

- United National High Commissioner for Refugees
Livestock Keeping and Animal Husbandry in Refugee and Returnee Situations
Environment, Technical Support Section, UNHCR Geneva and IUCN, 2005
- United States Federal Emergency Management Agency
FEMA Online training
<http://training.fema.gov/is/nims.aspx>

References

1. UNISDR. 2015. United Nations Office for Disaster Risk Reduction –<http://www.unisdr.org>
2. IFRC. International Federation of Red Cross and Red Crescent Societies –<http://www.ifrc.org/en/>
3. EU Civil Protection Mechanism. Decision No. 1313/2013/EU of the European Parliament and of the Council of 17 December 2013 on a Union Civil Protection Mechanism Text with EEA relevance.

Annex 32 (contd)

Annex VIII (contd)

Annex VIII

Proposed strategy for the use of the Guidelines and future work

- a) Incorporate Guideline elements where appropriate into the *Terrestrial Animal Health Code*
 - b) Incorporate Guidelines into the PVS programme
 - c) Convene a Global Conference on Animals in Disasters
 - d) Identify and engage strategic partners in Disaster Management/Disaster Risk Reduction activities
 - e) Market the Guidelines through presentations in appropriate venues
 - f) Consider incorporating animal health and welfare, veterinary public health and bioterrorism into the OIE Day One competency curriculum
 - g) Publish a Disaster Management/Disaster Risk Reduction issue of the OIE *Scientific and Technical Review*
 - h) Support the creation of a Disaster Management/Disaster Risk Reduction OIE Collaborating Centre in each OIE region
 - i) Survey OIE regions on current status of authorities and capabilities in Disaster Management/Disaster Risk Reduction
 - j) Incorporate Disaster Management/Disaster Risk Reduction into Focal Point training
 - k) Develop and maintain a web-based reference resource for Disaster Management/Disaster Risk Reduction
-

DRAFT GUIDELINES ON DISASTER MANAGEMENT AND RISK REDUCTION IN RELATION TO ANIMAL HEALTH AND WELFARE AND VETERINARY PUBLIC HEALTH (GUIDELINES FOR NATIONAL VETERINARY SERVICES)

1. INTRODUCTION

The World Organisation for Animal Health (OIE) has developed these guidelines for disaster management and risk reduction in relation to animal health, animal welfare and veterinary public health with the goal of strengthening the capacity of Veterinary Services in Member Countries.

Recent disaster events highlight the need to bring all components of disaster management together in cohesive response plans at both national and international levels using a multidisciplinary approach to achieve optimal efficiency and effectiveness.

The OIE guidelines use an all-hazards approach to the management of natural and man-made and technological disasters and suggest that a wide range of stakeholders from both government and society take action, adapting their interventions to meet local and regional needs.

They advocate the integration of disaster management and risk reduction measures relevant to national Veterinary Services into broader resilience and disaster management and response networks and policies, i.e. those that promote the health and welfare of animals, safeguard human and environmental health and assist Member Countries to restore and enhance economic and societal conditions in the aftermath of a disaster.

1.1. SCOPE

These guidelines reflect the need for Veterinary Services to implement disaster management and disaster risk reduction measures with the objective of protecting animal health, animal welfare and veterinary public health during disaster events in their respective countries.

The document is aligned with OIE standards for Veterinary Services and animal welfare.

These guidelines provide a framework that veterinary professionals can use to develop processes and procedures for managing the veterinary sector's actions to reduce the adverse consequences of disasters. They outline guiding principles and the roles that Veterinary Services play in reducing the impact of disasters in all phases of the Disaster Management Cycle (DMC). They also highlight the importance of intra- and inter-institutional coordination and emphasise that the mandate of Veterinary Services falls within the larger national legal framework.

These guidelines complement existing technical and legal instruments for disaster management, both those at international and regional levels and those adopted in each Member Country, all of which specify the mandate of relevant actors in disaster situations. They are meant to be applied in conjunction with these existing tools.

The document does not prescribe how Veterinary Services should act, but leaves it to each OIE Member Country to adapt to local needs based on their context. It identifies inter-sectoral and multi-disciplinary approaches as essential principles in disaster management and stresses that the plans of Veterinary Services should be included in the National Disaster Management and Risk Reduction Plans.

Annex 33 (contd)**1.2. DEFINITIONS**

There are many variations of definitions in the field of disaster management and risk reduction. The *ad hoc* Group of experts formed by the OIE to draft these guidelines has selected the following working definitions with the intent of following as closely as possible standard international definitions. Additional definitions on specific topics are included within the text of the guidelines. Individual countries and organisations may have different variations that they are required to use.

Disaster

means ‘a serious disruption of the functioning of a community or a society involving widespread human, material, economic or environmental losses and impacts, which exceeds the ability of the affected community or society to cope using its own resources’. (UNISDR, 2015)

Hazard

~~In these guidelines the UNISDR definition of hazard is used which~~ means ‘a dangerous phenomenon, substance, human activity or condition that may cause loss of life, injury or other health impacts, property damage, loss of livelihoods and services, social and economic disruption, or environmental damage’.

Technological/Man-made disaster

means ‘a hazard originating from technological or industrial conditions or caused by man, including complex emergencies, conflicts, famine, displaced populations, industrial accidents, terrorist attacks and transport accidents. These are events that are caused by humans and occur in or close to human settlements. This can include environmental degradation, pollution and accidents’. (IFRC, 2015)

Natural hazard

means ‘the naturally occurring physical phenomena caused either by rapid or slow onset events which can be geophysical (earthquakes, landslides, tsunamis and volcanic activity), hydrological (avalanches and floods), climatological (extreme temperatures, drought and wildfires), meteorological (cyclones and storms/wave surges) or biological (disease epidemics and insect/animal plagues)’. (IFRC, 2015)

Resilience

means ‘the ability of a system, community or society exposed to hazards to resist, absorb, accommodate to and recover from the effects of a hazard in a timely and efficient manner, including through the preservation and restoration of its essential basic structures and functions. It is determined by the degree to which the community has the necessary resources and is capable of organising itself both prior to and during times of need’. (UNISDR, 2015).

2. THE DISASTER MANAGEMENT CYCLE

The objectives for Veterinary Services in disaster management are to protect animal health and welfare, safeguard human and environmental health and assist Member Countries in restoring and enhancing economic and societal conditions.

Various disaster management models are available to provide a framework to develop disaster management programmes, actions, and activities. A simple, commonly used DMC model has been selected in order to illustrate the phases of disease that must be addressed.

The DMC phases include: mitigation and prevention, preparedness, response, and recovery. Disaster management programmes often focus on response, but effective disaster management includes activities in all four phases.

Mitigation means ‘the lessening or limitation of the adverse impacts of hazards and related disasters’. (UNISDR, 2015)

Prevention means ‘any action aimed at reducing risks or mitigating adverse consequences of a disaster for people, animals, the environment and property, including cultural heritage’. (EU Civil Protection Mechanism, 2013)

Preparedness means ‘a state of readiness and capability of human and material means, structures, communities and organisations enabling them to ensure an effective rapid response to a disaster, obtained as a result of action taken in advance’. (EU Civil Protection Mechanism, 2013)

Response means ‘the provision of emergency services and public assistance during or immediately after a disaster in order to save human and animal lives, reduce health impacts, ensure public safety and meet the basic subsistence needs of the people or animal affected’. (UNISDR, 2015)

Recovery means ‘the restoration, and improvement where appropriate, of facilities, livelihoods and living conditions of disaster-affected communities, including efforts to reduce disaster risk factors’. (UNISDR, 2015)

The Disaster Management Cycle is shown below.

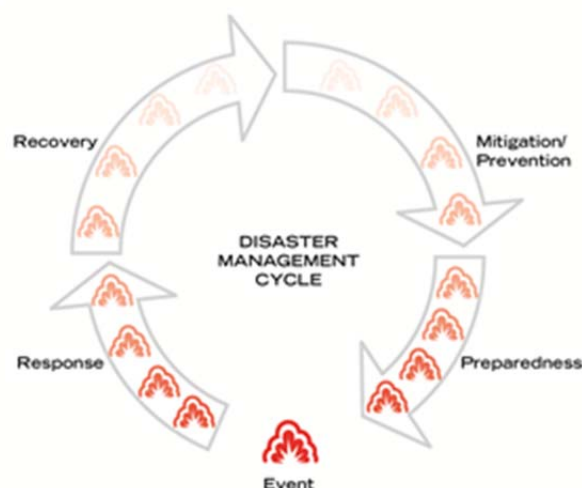


Figure 1. Phases of the Disaster Management Cycle

The four phases of the DMC are used as a framework to plan and organise the processes, policies and procedures involved in disaster management, including disaster risk reduction. The phases are not always distinct, but flow into one another in a continuous cycle. In a specific disaster event, different agencies may be in different phases of the DMC. Using this common framework will assist Veterinary Services to align their activities with other governmental and non-governmental actors.

There are certain elements that should always be considered as they are common to all four phases of the DMC. These include: legislation and regulatory authority, budgeting and resourcing, internal and external communications (processes and infrastructure), training and education, information technology and knowledge management, and integration and coordination with other agencies, organisations and stakeholders.

2.1. MITIGATION AND PREVENTION

Mitigation and prevention activities occur prior to disaster events and they incorporate lessons learned from the response and recovery phases of previous disasters.

Annex 33 (contd)

Most countries already have a National Disaster Management and Risk Reduction Plan which has been developed at central level and which explains the roles and responsibilities of all government and non-government services in the case of disasters. Veterinary Services should be involved in the preparation or review of these National Disaster Management and Risk Reduction Plans. Veterinary Services should involve all internal units in the preparation and review of the plan and consider the roles and responsibilities of actors such as farmers, animal owners and keepers, private veterinarians, pharmaceutical industries, the food industry, feed producers, traders, slaughterhouses, laboratories, transportation and border control authorities, national governments, intergovernmental bodies, non-governmental organisations and private voluntary associations.

Veterinary Services should establish their own National Veterinary Service Disaster and Risk Reduction Plan. These plans should encourage and support the private sector.

Figure 2 illustrates how Veterinary Services Disaster Management and Risk Reduction Plans are nested within international and national guidelines and plans and how they are linked to private-sector plans.

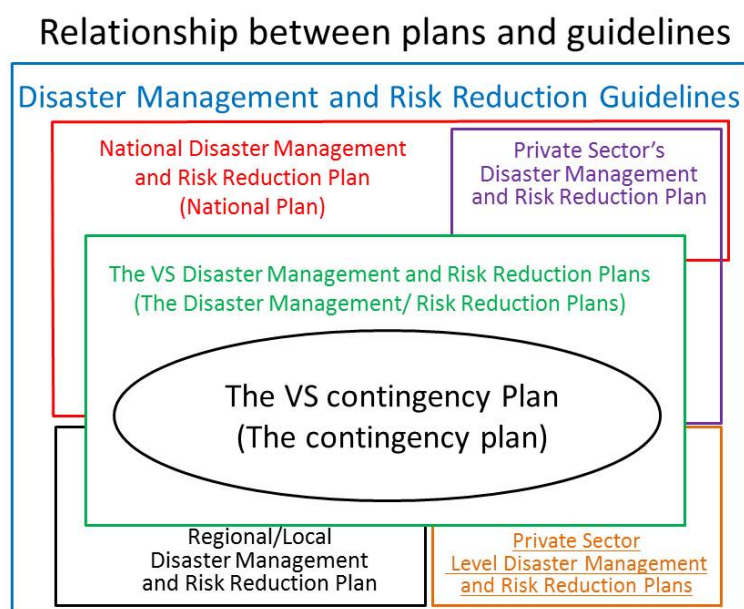


Figure 2. Relationship of Multi-Sectoral Disaster Management and Risk Reduction Plans and Guidelines

The National Veterinary Services Disaster and Risk Reduction Plan, which should be developed during the mitigation and prevention phase, should cover all four phases of the DMC. The plan will include the following chapters:

2.1.1. Veterinary Services and Other Stakeholders: Roles, Responsibilities, Cooperation and Collaboration

Central Government and civil defence typically play the lead role in preparing for and responding to disasters. The roles and responsibilities of the Veterinary Services should be clearly laid out and mechanisms for interaction with other Services and Ministries should be described.

Veterinary Services will play a leadership role in advising the authorities on animal health, welfare and veterinary public health in disaster situations. Veterinary Services should provide sufficient and appropriate input to ensure policies governing support for animals in disaster situations are effective.

The involvement of private veterinarians in all phases of the disaster management cycle is important as a primary link for producers and other animal owners. The roles and responsibilities of private veterinarians, livestock owners and keepers, producers, and other animal owners should also be described in the plan and, where relevant, they should receive appropriate training from Veterinary Services or other appropriate entities. Veterinary Services should support the development of disaster management plans by consulting with and advising other actors as appropriate.

Where appropriate, Veterinary Services should consider incorporating policies and procedures regarding the use of search and rescue animals in their plans.

2.1.2. Legal Framework, Legislation

The plan should follow existing international frameworks where appropriate, such as the ~~Hyogo~~ Sendai Framework for Action ~~2015–2030~~ 2005–2015 (SHFA) and the International Strategy for Disaster Reduction of the United Nations (UNISDR). The plan should be harmonised with the national legislation for disaster management and make provision for interaction between official and private institutions and organisations. Veterinary Services should include their mitigation and prevention activities in national and regional plans and harmonise them with those of other sectors and the government. When Veterinary Services lack established legal authority for action in disaster situations, specific requirements should be identified and new legislation developed to address the gaps.

2.1.3. Communication and Public Awareness

A clear communication strategy is central to the plan. The strategy should involve communication at all levels from government level to the general public. Prior agreements on communication responsibilities are essential to avoid any conflicting information. Communication should focus on transparency, listening, and responding, and will aim to build trust and distribute appropriate messages in a timely manner.

Communication is a two-way process, so communication tools, technologies, procedures and templates should be available for communication between central units and the field operational level, including field-based veterinarians, animal owners, and the general public. Communication should take into consideration the social and cultural aspects of content delivery to maximise effectiveness.

Public awareness campaigns in the mitigation and prevention phase help to maintain vigilance against disaster risks and improve the self-preparedness of animal owners. Making animal owners aware of their options in the case of disaster is a vital part of efficient disaster cycle management.

2.1.4. Risk Analyses

Risk analysis means the overall cross-sectoral process of hazard identification, risk assessment, risk management and risk communication undertaken at national or appropriate sub-national level. Conducting a risk analysis prior to a disaster will enable stakeholders to prioritise investments for disaster risk-reduction activities and facilitate the decision process within the whole disaster management cycle. The risk analysis should include hazard identification and hazard mapping, risk assessment, vulnerability analysis, capacity analysis, risk evaluation, and risk communication.

2.1.5. Structure of Veterinary Services

The structure of Veterinary Services varies from one country to another and risks will vary from one region to another within the country. The plan should address regional specificities and address whether or not capacities are available for response within regions.

Annex 33 (contd)

Response to disasters requires the ability to make quick evidence-based decisions and to convert those decisions into clear orders which can be conveyed down a very clear chain of command to those who are charged with the responsibility to carry them out. This requires the Veterinary Services in a country to be part of a well-defined command structure or line management system, at least for the duration of the emergency. This command system may differ from the structure in place for routine work and should be described in the National Disaster Management and Risk Reduction Plan.

All key staff in both central and decentralised offices should have a detailed job description defining their roles and responsibilities during all phases of the DMC, including mitigation and prevention.

2.1.6. Human Resources

Different skills will be required during all phases of the DMC. It is important to provide on-the-job training, invest in early warning activities, and to provide for increasing the capacity of Veterinary Services for emergency responses.

2.1.7. Financing

Finances should be available without delay during the preparedness and response phases. Budgeting for interventions and identifying sources of funding in advance will allow for rapid action. Budgets should include both contingency funds and funds for ongoing risk-reduction activities (such as education/training, biosecurity, surveillance activities, maintenance of early warning systems).

2.1.8. Early Warning Systems, Surveillance Systems

Veterinary Services have the duty and responsibility to ensure that disease surveillance and ~~livestock-related~~ information related to livestock and other is integrated into early warning systems and they should be actively engaged in their development. Veterinary Services need to engage with other governmental agencies so that any warning information regarding all types of hazards can be received and effectively disseminated.

2.1.9. Contingency Plans and Standard Operating Procedures

Contingency planning means a management process that analyses specific potential events or emerging situations that might threaten society or the environment and establishes arrangements in advance to enable timely, effective and appropriate responses to such events and situations. (EU Civil Protection Mechanism, 2013)

Veterinary Services should develop one or more contingency plans ~~for which can cover~~ each type of event identified during risk assessment exercises using an all-hazards approach. The plans should cover natural disasters (e.g. flooding, hurricanes, wind storms, drought, earthquakes, extreme cold, volcano eruptions, transboundary epizootics and pandemics) and man-made or technological disasters (e.g. chemical release, radiologic accidents, oil spills, loss of power or technological failure, transport problems, explosions, conflict and bioterrorism). Contingency plans cover sets of activities carried out as part of the response and recovery phases of the DMC. They comprise both long-term measures and measures implemented in the immediate aftermath of the disaster. There should be contingency plans for responding to animal health, animal welfare and veterinary public health needs during natural and man-made disasters, including disease outbreaks. These contingency plans will be specific to each type of event: a flood, for example, will require a different contingency plan from a disease outbreak. Moreover, different disease types may require different contingency plans.

The process of developing a contingency plan provides valuable learning that helps successful implementation of the plan when a disaster occurs. It involves organising a team representing relevant authorities and stakeholders, identifying critical resources and functions, and establishing a plan for recovery beyond response (see under Preparedness).

To ensure the quality of the contingency plans, Veterinary Services should develop Standard Operating Procedures (SOPs) for interventions that regularly recur during the preparedness and response phases.

The mitigation and prevention phase includes much more than just contingency plans. Mitigation and prevention require ongoing capacity development, continuous monitoring and surveillance, simulation exercises and regular updating of risk analyses and risk reduction activities.

All activities included in the Veterinary Services Disaster and Risk Reduction Plan should be periodically reviewed and updated.

2.2. PREPAREDNESS

The preparedness phase often begins when warning of an impending disaster is received. Veterinary Services should get ready to activate their relevant contingency plans so that they are prepared for the foreseeable consequences as the disaster progresses. The implementation of contingency plans requires flexibility and adjustments according to the magnitude and circumstances of the disaster.

Relevant contingency plans should be put together by the Veterinary Authority in conjunction with representatives from the national and local governments, non-governmental organisations and relevant private-sector stakeholders. The contingency plans should take into account previous gap analysis and should will include:

- Details of the types of disaster covered by the plan
- Information on animal populations
- Systems for rapid assessment and situation awareness
- Legislation
- Established chain of command system
- Plans for coordination with other relevant governmental agencies, inter-governmental agencies, NGOs and private sector
- Finance arrangements (including compensation policy)
- Human resource plan
- Communication plan & public awareness measures
- Established sustainable continuity plan & recovery plan.

During the preparedness phase, Veterinary Services will switch to emergency mode and start implementing the relevant command system, as described in the Disaster Management and Risk Reduction Plan, to maximise the response capacity and use early warning systems to communicate with relevant parties. Early in the preparedness phase, Veterinary Services will review the availability of human and financial resources as well as tailor the communication strategy to the specific disaster event.

2.3. RESPONSE

2.3.1. Implementation of National Veterinary Services' Contingency Plans

Impact assessment and situation awareness are the first steps to be taken following the activation of any contingency plan. The impact of the disaster on the Veterinary Services themselves and their capacity to implement the plan should be assessed. Veterinary Services need to prioritise activities in conjunction with key stakeholders. They must remain flexible and undertake appropriate action after an assessment of the impact on the health and welfare of animals, human safety and the environment. If there is no specific contingency plan for the type of disaster that is taking place, Veterinary Services should take a step-by-step approach to decision-making and refer to the contents described in the mitigation and prevention and preparedness phases of the contingency plans they have developed for generic guidance.

Annex 33 (contd)**2.3.2. Governance**

Each contingency plan (developed in the mitigation/prevention phase) will determine governance and the chain of command. Cooperation and coordination with stakeholders under clear lines of responsibility will be important to expand the capacity of Veterinary Services. Adaptability, efficiency, and continuity of support are critical to effective response.

2.3.3. Legislation activity

Contingency plans will be based on existing legislation that will enable immediate action. Emergency management ordinances and specific regulations may be issued when required.

2.3.4. Communication

Appropriate communication is critical for good governance, knowledge management and contingency planning. Veterinary Services should have detailed internal and external communication plans within their contingency plans.

2.3.5. Gap Analysis

Following an assessment of the impact of the disaster on the Veterinary Services themselves, a gap analysis should be carried out to identify Veterinary Services' needs. All relevant stakeholders must be included so that all significant issues are identified and addressed. Gap analysis should also take into account what will be required during the recovery phase and consider whether some earlier risk mitigation actions could avoid some of those recovery needs.

2.4. RECOVERY**2.4.1. Recovery Plan**

Following gap analysis during the response phase, a recovery plan should be developed in order to detail human and material resource requirements, and the related budget. After identifying gaps within Veterinary Services, and after further consultation with key stakeholders, Veterinary Services should evaluate the efficiency and effectiveness of their response to the disaster. The development of a recovery plan should include opportunities to '*build back better*' (i.e. provide greater resilience) and should be multi-sectoral and multidisciplinary where applicable. The plan should include monitoring and evaluation.

2.4.2. Governance

In the recovery phase, consideration should also be given as to how Veterinary Services will continue to undertake their ongoing operations or 'business as usual'. This may require areas of governance to be reconsidered dependent upon current resources, and may even require changes to some aspects of legislation.

2.4.3. Communication

High-quality communication is necessary to keep all relevant stakeholders aware of developments. Failures in communication may result in stakeholders not giving input to vital areas of recovery and reconstruction, and may result in a lack of adequate resourcing and funding to ensure a successful recovery phase. The most significant stakeholders to be considered throughout both the response and recovery phases are the affected community. Community engagement will increase buy-in and speed up recovery from the disaster.

2.4.4. Gap Analysis

The recovery plan should identify the most probable recovery needs of the disaster and these should inform subsequent contingency plans. Veterinary Services should consider the different needs of both rural and urban communities, which are likely to include support for managing the consequences of livestock and production losses, companion animal displacement, and infrastructure loss. Veterinary Services should also consider how severely their buildings and facilities have been impacted and plan for their replacement during the recovery phase. These plans should take into account lag times for construction materials to be available and for key services, such as water and electricity supplies, to be reconnected.

Monitoring and evaluating the successes and failures of the recovery plan will identify both resource and process gaps. Like gap analysis from the response phase, gap analysis of the recovery phase may also identify areas for improvement in the mitigation phase.

2.5. TOPICS RELEVANT TO ALL DMC PHASES

2.5.1. Legislative framework

The National Disaster Management and Risk Reduction Plan should be supported by effective legislation at each level of government. Member Countries are encouraged to follow the OIE standards on veterinary legislation as described in Chapter 3.4. of the *Terrestrial Code*. It is recommended that Veterinary Services review and analyse current legislation and engage in developing appropriate legislation to support animal health, animal welfare, and veterinary public health activities in disasters within the framework of disaster management and disaster risk reduction contingency plans.

2.5.2. Communications

Effective communication is essential throughout the DMC. There must be effective communication both within the Veterinary Services and between Veterinary Services and other stakeholders, i.e. other government departments, non-government stakeholders and the public. Communication plans should suggest alternative pathways for communication as telephone or electricity supply may fail. Veterinary Services should consider developing pre-scripted communications that can be modified for use in the preparedness and response phases. Veterinary Services are encouraged to incorporate disaster management communications in accordance with Chapter 3.3 'Communication' of the *Terrestrial Code*.

2.5.3. Training and Education

Training and education are necessary to prepare Veterinary Services to execute their responsibilities during disasters. Technical training is essential, and should be supplemented with training on organisational and operational aspects of disaster management, including inter-agency (inter-ministry) and inter-sectoral collaboration. Disaster management training should be included in veterinary education and in training courses for private-sector stakeholders.

2.5.4. Information Technology and Knowledge Management

Information technology and knowledge management capacity should be developed in order to maintain awareness of the activities of Veterinary Services and to facilitate information sharing with other government and non-government stakeholders throughout the DMC.

2.5.5. Integration and Coordination

For nearly all disasters, Veterinary Service disaster programmes will have to be incorporated into higher-level governmental frameworks for national disaster response. In addition, Veterinary Services should establish programmes and processes to coordinate their activities with non-governmental and public stakeholders.

Annex 33 (contd)**2.5.6. Lesson learnt**

To enable post incident evaluation, it is important that issues are recorded at all the stages of the disaster. Enabling a systematic recording of incidents will maximise the benefits of lessons learnt.

2.6. CONCLUSION

Disaster Management and Disaster Risk Reduction programmes should be dynamic and in a continual process of development as hazards, technologies, legislation and standards evolve. Plans should cover public health, animal health and animal welfare aspects during all stages of the disaster. Applying internationally accepted guidelines and standards ~~adopted by national and regional authorities~~ will allow Veterinary Services to provide efficient and effective programmes. Critical to success will be risk analysis; planning; training; resource allocation; communication, integration and coordination with government; cooperation with private-sector and non-governmental stakeholders; and disaster simulation exercises. Prioritising risk reduction is vital to avoiding or successfully responding to future disasters.



Organisation
Mondiale
de la Santé
Animale

World
Organisation
for Animal
Health

Organización
Mundial
de Sanidad
Animal

Annex 34

Original: English
July 2015

REPORT OF THE MEETING OF THE OIE AD HOC GROUP ON VETERINARY EDUCATION

Paris, 30–31 July 2015

The meeting of the OIE *ad hoc* Group on Veterinary Education (the *ad hoc* Group) was held at the OIE Headquarters in Paris, France from 30 to 31 July 2015. A list of the *ad hoc* Group's members may be found at [Annex I](#) and the agenda for the meeting at [Annex II](#).

Meeting with Dr Bernard Vallat, Director General of the OIE

Dr Bernard Vallat joined the *ad hoc* Group for a discussion about the purpose of the meeting ([Annex III](#)) and his expectations.

He welcomed all members and observers and emphasised that veterinary education, both initial and continuing education, is a key for promoting OIE objectives. After noting that the Global Conferences on Veterinary Education, inviting various parties, notably Deans of Veterinary Education Establishments (VEEs) and Delegates representing Member Countries from all over the world, are a unique opportunity for brainstorming at global level, Dr Vallat briefly reviewed the discussions of the three successive Global Conferences, in Paris, Lyon and Foz do Iguazu. Commenting on the importance of Asia's greater involvement in the on-going discussion, given that Asia has the largest population of both humans and animals, he expressed his pleasure in informing the *ad hoc* Group that the next Conference would be held in Bangkok, Thailand from 22 to 24 June 2016.

Dr Vallat stated that after establishing and publishing the Day 1 Competencies and the Model Core Curriculum on Veterinary Education, the next step would be considering how to encourage VEEs to use these materials. He reconfirmed that the OIE would not partake in accreditation, but said that he expected accreditation bodies to adopt OIE guidelines in their accreditation mechanism. Therefore, he considered that inviting accreditation bodies to these discussions would be necessary. Informing the *ad hoc* Group of the recent full revision of the cooperation agreement with the World Veterinary Association (WVA), he expressed his hope for good responsibility-sharing between the OIE and WVA for improving access to continuing education while avoiding overlaps.

Dr Vallat commented that some VEEs are becoming very sensitive to market demand and emphasised the importance of not forgetting the global public good aspect of the veterinary profession and Veterinary Services.

Dr Vallat also drew attention to the growing need for veterinarians to deal with issues arising in society, such as the welfare of production animals and the human and animal health perspectives on the use of antimicrobials and vaccines.

The *ad hoc* Group thanked Dr Vallat for sharing his views and giving guidance, and agreed that the next Conference needs to address how to further promote the use of OIE guidelines and recommendations, including cooperation with accreditation bodies.

Annex 34 (contd)**1. Review of work of the *ad hoc* Group's previous meetings**

Dr Ron DeHaven, Chair of the *ad hoc* Group, briefly reviewed (mainly for new members) issues discussed at the past three Global Conferences and subsequent progress.

- At the first Global Conference held in Paris in October 2009, it was noted that there was no common understanding of what veterinarians are (a situation that the *ad hoc* Group considered to remain today). Thus, after the 1st Conference, the *ad hoc* Group was convened to address some of the Conference recommendations, including the establishment of a set of Day 1 Competencies, which are applicable globally.
- At the 2nd Conference held in Lyon in May 2011, various feedback was provided, including on how to assess whether the Day 1 Competencies are being implemented. The Model Core Curriculum was then developed to help integrate the Day 1 Competencies into the teaching. The OIE VEE Twinning Programme, based on the experience of the OIE Laboratory Twinning Programme, was launched to help VEEs in developing countries align their curriculum the Day 1 Competencies and the Model Core Curriculum.
- At the 3rd Conference held in Foz do Iguazu in December 2013, much of the discussion concerned the use of the tools (i.e., the Day 1 Competencies, the Model Core Curriculum and the VEE Twinning Programme). It also focused on strengthening the role of Veterinary Statutory Bodies (VSBs) in supporting better veterinary education.

Dr DeHaven commented that there seems to be a remaining task on initial education in order to complete the original objective: To provide some oversight to ensure that the Day 1 Competencies and the Model Core Curriculum are implemented. Noting that this can be a matter of accreditation, he mentioned that currently, all internationally-recognised accreditation bodies are set up for developed countries.

2. Review of the recommendations from the Global Conference

Ms Victoria Wong provided a presentation on the state of play of the OIE PVS Pathway, in particular, the activities of the VEE Twinning Programme and VSB Twinning Programme. Dr Alain Dehove, Coordinator of the OIE World Fund and of the VEE Twinning Programme highlighted that in the VEE Twinning Projects, the Parent VEE is involved in the assessment of the curriculum of the beneficiary VEE and that the development of some sort of guide or tool would help both such assessment as well as OIE project planning.

Lessons learned from current twinning projects

Dr Khwanchai Kreausukon, Dean of the Chiang Mai University, delivered a presentation on the experience of their collaboration with the University of Minnesota, the first Veterinary Education Twinning Project. He noted important points for successful twinning, such as 1) an already-established partnership between the Parent and beneficiary VEEs, 2) workshops for faculty members, and 3) involving students on the board of project management. As a challenge, Dr Kreausukon identified the reality that the relative importance of achieving each competency may depend on a particular society. Thus, he noted that a simple cut-and-paste approach would not work in developing a curriculum.

Dr Tim Parkinson, Dean of Massey University, shared with the *ad hoc* Group his experience of the VEE Twinning Project between Massey University and the University of Peradeniya, Sri Lanka. He explained that based on the PVS reports on Sri Lanka, two objectives were identified: 1) development of veterinary education, 2) development of the livestock sector for food production. Dr Parkinson observed that the latter objective, based on a real need, worked as a good driver for change. Challenges included communication problems, due to the language used up to secondary education not being English. Lack of student motivation is also a problem because many students are entering veterinary school as a second choice after medical school. On the positive side, Dr Parkinson noted the openness of Sri Lanka's Ministry of Education to the suggestions of Massey University in changing the curriculum.

Annex 34 (contd)

Dr Stéphane Martinot, Dean of VetAgro Sup, concurred with previous speakers about the importance of the existence of a good relationship between the two VEEs. Noting that curriculum development, teaching the teachers and exchange of students constituted the three pillars of twinning, he stressed that for a successful project, the work has to be initiated by the beneficiary VEE.

Following these presentations, the *ad hoc* Group conducted substantial discussions about accreditation by internationally-recognised bodies and how to ensure the implementation of Day 1 Competencies and the Model Core Curriculum. The *ad hoc* Group agreed that it is important to evaluate the progress of twinning projects, and that there is a substantial difference between the implementation of Day 1 Competencies and the accreditation currently conducted by internationally-recognised accreditation bodies. The *ad hoc* Group also noted that in the case of the OIE Reference Laboratory Twinning Programme, a relatively small proportion of beneficiary laboratories have actually become OIE Reference Laboratories following the completion of a twinning project. Likewise, the Group anticipates that VEE twinning will not necessarily lead to accreditation of the beneficiary VEE by one of the currently existing accreditation body, but rather will lead to enhancement of the beneficiary VEE in meeting the OIE Day 1 Competencies.

Regarding a comment made by a member about the lack of motivation sometimes observed among veterinary students who originally applied for other academic disciplines, the *ad hoc* Group agreed that further communication about the importance and value of the veterinary profession to students and the general public is very important.

Collaboration with and support of other organisations

Dr René Carlson, President of the WVA, gave a short presentation about the WVA's commitment to education, including, among other matters: 1) advocacy to the private sector of the benefits of compliance with OIE guidelines and recommendations, such as Day 1 Competencies and the Model Core Curriculum, 2) cooperation with the World Medical Association to promote One Health issues, 3) support to the International Veterinary Students Association (ISVA), and 4) the creation of a WVA Global Online Continuing Education Portal in partnership with the World Continuing Education Alliance (Dr Carlson showed sample lecture videos via the internet).

The *ad hoc* Group agreed that veterinary education, not only continuing but also initial education, should benefit from innovative methods, including on-line education.

Dr Tomoko Ishibashi informed the *ad hoc* Group about the OIE's cooperation with the IVSA: the two organisations signed a cooperation agreement in 2014 and the OIE is actively supporting IVSA activities. The *ad hoc* Group agreed that the IVSA should be an active participant in the 2016 Global Conference on Veterinary Education.

Establishment of global list of VEEs

Dr Ishibashi described the state of play in the establishment of a global list of VEEs, which was recommended at the Global Conference in Brazil. While nearly two thirds of OIE Member Countries have already replied to a survey and nearly 400 VEEs (including their details) have been registered on the OIE list, she noted that further work is necessary to improve the data. Some members noted discrepancies between the reports and their personal knowledge, and suggested consulting other information sources. Dr Ishibashi, however, explained that the data must be sent by OIE Delegates in order to be published on the OIE website. It was noted that the identification of data discrepancies is one of the benefits of establishing the list, since this may indicate room for better communication between the Veterinary Authority and VEEs in each OIE Member Country.

Other

In order to improve awareness of the Day 1 Competencies, Model Core Curriculum and VEE Twinning Programme, the *ad hoc* Group agreed to a proposal by a member to publish in parallel this subject in peer-reviewed veterinary journals, which will reach faculty members directly, without going through the Veterinary Authorities (which are the OIE's counterparts).

Annex 34 (contd)**3. Activities of OIE Collaborating Centres**

The *ad hoc* Group reviewed the annual reports of the OIE Collaborating Centres relevant to the training and capacity building of Veterinary Services, and discussed potential roles for Collaborating Centres in the conference. The *ad hoc* Group noted that while the existing Collaborating Centres provide support to the Veterinary Authorities, such as through continuing education opportunities, they are not designated for veterinary education per se. The idea of having a new Collaborating Centre specializing in on-line education was raised, noting that the primary target of OIE support should be the Veterinary Authorities and VEEs rather than the students themselves. The *ad hoc* Group was reminded that the Collaborating Centres should be able to provide support within their spheres of expertise including pedagogy.

4. OIE guidelines on Veterinary Education and accreditation of VEEs

Dr Parkinson, who was one of the authors of the Quads Proposal on OIE VEE Standards and Guidelines, March 2015, explained the main points and ideas behind the proposal: given that there exists the desire among VEEs in many developing countries to improve their education eventually to the level required by an internationally-recognised accreditation body; the difference between the level required by OIE Day 1 competencies and that by internationally-recognised accreditation bodies is substantial; the latter level would not be attainable through VEE twinning projects; it is desirable for them to have targets achievable in a stepwise manner that may lead towards eventual accreditation. The proposal is for the OIE, as the global organisation with a mandate to improve Veterinary Services, to develop such a stepwise pathway to support VEEs in improving their education.

After confirming that the OIE is not going to become a VEE accreditation body, the *ad hoc* Group engaged in substantial discussion not only about the Quads proposal, but also about progressing assessment in general, including the effect of twinning projects.

The *ad hoc* Group agreed that there are two levels of assessment: one is to assess whether the OIE Day 1 Competencies and Model Core Curriculum are being implemented by any given VEE and the other is accreditation of the VEE by internationally-recognised accreditation bodies. Although non-accredited VEEs commonly aspire to accreditation by an internationally-recognised accreditation body, which will improve Veterinary Services credibility and contribute to their market success, the *ad hoc* Group concluded that the OIE's remit extends only up to the level of the implementation of the Day 1 Competencies and Model Core Curriculum. This would be a far more attainable goal for most VEEs in developing countries

The *ad hoc* Group then discussed the use of a guide or tool to assess the implementation of Day 1 Competencies. Such a tool could be used by twinning partners to assess the progress of twinning projects, for self-evaluation by VEEs, and also by VSBs or any other body responsible for a national system of VEE accreditation. Understanding that the OIE would not conduct such assessment, the *ad hoc* Group considered that developing a system of third-party assessment by the WVA might give VEEs the help they need. Noting that there is no guarantee that all VEEs accredited by internationally-recognised accreditation bodies satisfy the Day 1 Competencies, the *ad hoc* Group further emphasised that such a guide or tool as well as the OIE Day 1 Competencies and Model Core Curriculum should be incorporated into the accreditation systems of internationally-recognised accreditation bodies. The *ad hoc* Group considered that such widespread use of a guide or tool would lead to eventual standardisation in the veterinary profession and allow a re-definition of the term, 'veterinarian' in the OIE *Terrestrial Animal Health Code (Terrestrial Code)*.

The *ad hoc* Group agreed that the expertise of existing internationally-recognised accreditation bodies would be vital to develop such a guide or tool to assess the implementation of Day 1 Competencies. It was also agreed that the guide or tool should not be excessively prescriptive, leaving room for the details to be adjusted to meet the specific needs of each Member Country.

It was informally agreed to contact the organiser of the meeting of the International Accreditors Working Group scheduled for February 2016 to consider including this subject on their meeting agenda. It is also envisaged that a representative of the International Accreditors Working Group will be invited to present on the outcomes of this meeting at the OIE Global Conference in June 2016.

Annex 34 (contd)**5. Improvement of the OIE concepts of twinning between VEEs**

Dr Alain Dehove indicated to the *ad hoc* Group that the Guide to VEE Twinning Projects is now under revision based on the feedback from VEEs that have been involved in twinning projects, and invited the *ad hoc* Group and more particularly Drs Kreausukon, Martinot and Parkinson to provide comments based on their own involvement in VEE Twinning Projects. The guide or tool, once developed, would, as discussed under the previous agenda items, be used to analyse alignment of the beneficiary VEE with OIE recommendations and guidelines, and VEE Twinning Projects can be used as a pilot for the application of such a guide or tool.

6. Proposals to the Director General for the programme of the next Global Conference on Veterinary EducationTopic

Based on the guidance given by Dr Vallat and the aforementioned discussions, the *ad hoc* Group agreed that the primary topic should be how to encourage and support VEEs' implementation of Day 1 Competencies and the Model Core Curriculum. Considering the growing importance for veterinarians' capability to better face challenges not necessarily within the domain of veterinary science, the *ad hoc* Group also agreed that improving other important skills, such as leadership, communication and understanding the economics, should also be a topic. While various innovative teaching methods are being developed, the knowledge and availability of such innovations are not necessarily shared globally. The *ad hoc* Group agreed that teaching practices in the information age would also be an interesting topic. A list of candidates for topics was developed as attached (Annex IV).

Programme

The *ad hoc* Group then proposed possible presentations for the next Global Conference on Veterinary Education to fit the topics discussed. A list of candidates for presentations was developed as attached (Annex V).

Possible recommendations

Considering the entire discussion during the meeting, the *ad hoc* Group prepared possible recommendations for the next Global Conference on Veterinary Education as attached (Annex VI).

7. Possible expansion of the OIE guidelines to education in veterinary para-professionals working within Veterinary Services

Prior to commencing the discussion as to whether the OIE should develop education standards for para-professionals, the *ad hoc* Group wondered about the target population. Although the OIE *Terrestrial Code* provides a definition for veterinary para-professionals, the *ad hoc* Group shared the view that there is a wide range of technical staff working in Veterinary Services who do not necessarily fall within the OIE definition, and that the use of non-veterinary technical staff is very different between developing and developed countries. The *ad hoc* Group agreed that developing education standards for veterinary para-professionals should be included in the OIE's work sometime in the future, and that it should start with a review of the current situation in the field, possibly through a questionnaire. The *ad hoc* Group expected that a report on the outcomes of the regional conference on the role of veterinary para-professionals in Africa in October 2015 could serve as a useful catalyst to develop recommendations on this subject.

.../Annexes

Annex 34 (contd)Annex I**MEETING OF THE OIE AD HOC GROUP ON VETERINARY EDUCATION****Paris, 30–31 July 2015**

List of participants**MEMBERS OF THE AD HOC GROUP**

Dr Ron DeHaven (Chair)

Executive Vice President
American Veterinary Medical
Association
1931 North Meacham Road
Suite 100
60173-4360 Schaumburg, IL
UNITED STATES OF AMERICA
Tel.: 847 285 67 75
RDeHaven@avma.org

Dr Saeb Nazmi El-Sukhon

Ex-dean, Fac. Vet. Med.
Jordan University of Science &
Technology
P.O. Box 3030
22110 Irbid
JORDAN
Tel.: 00962 2 720100
Mobile + 962 799247555
sukhon@just.edu.jo

Professor Aaron S. Mweene

Department of Disease Control
School of Veterinary Medicine
University of Zambia
P.O. Box 32379, Lusaka 10101
ZAMBIA
Mobile: 260-979-390271
asmweene04@yahoo.com

Dr René A. Carlson

President, World Veterinary Association
AVMA Director of International Affairs
Chetek, WI 54728-8035
UNITED STATES OF AMERICA
Mobile: +1 715 491 3540
rcarlsvm@gmail.com

Dr Khwanchai Kreausukon

Dean of the Faculty of Veterinary
Medicine
Chiang Mai University
Faculty of Veterinary Medicine
T. Mae Hia, Muang
Chiang Mai 50100
THAILAND
dean.vet@cmu.ac.th
deanvetcmu@gmail.com

Professor Timothy Ogilvie

Dean, School of Veterinary Medicine
Chancellery Building
St. George's University
Grenada, WI
UNITED STATES OF AMERICA
Tel.: 1 473 439 2000 Ext. 3230
Fax: 1 473 444 1478
togilvie@sgu.edu
Ogilvie@upei.ca

Dr Pan Dong Ryu

President of Asian Association of
Veterinary Schools
Professor in Veterinary Pharmacology
College of Veterinary Medicine, Seoul
National University
1 Gwanak-ro, Gwanak-gu
Seoul, 151-742
REPUBLIC OF KOREA
Tel.: 02-880-1254
pdryu@snu.ac.kr

Dr Stéphane Martinot

Directeur Général/Dean
VetAgro Sup, 1 Av Bourgelat, 69280
Marcy L'Etoile
FRANCE
Tel.: 0478872502
direction@vetagro-sup.fr
stephane.martinot@vetagro-sup.fr

Dr Felipe Antônio Wouk

Head, National Veterinary Education Commission
Federal Council of Veterinary Medicine
SIA Trecho 6, Lote 130/140
Brasília, DF. 71205-060
BRAZIL
Tel.: 55 61 21 21 06 / 04 06
afwouk@gmail
fwouk@ufpr.br
antoniofouk.cnemv@cfmv.gov.br

OTHER PARTICIPANTS

Dr Caroline Planté (via Skype)

The World Bank
1818 H Street NW (Mail: H5-503)
Washington DC, 20434
UNITED STATES OF AMERICA

Dr Etienne Bonbon

President of the OIE Terrestrial Animal
Health Standards Commission
Scientific Counsellor
EU Delegation to the International
Organisations in Paris
12, avenue d'Eylau
75116 Paris
FRANCE
e.bonbon@oie.int

Professor Tim Parkinson

Dean of Veterinary Sciences and Institute
Head of Undergraduate Teaching
Institute of Veterinary, Animal &
Biomedical Sciences,
Tennent Drive, Massey University, New
Zealand 4474
Tel.: 64 6350 4977
T.J.Parkinson@massey.ac.nz

Annex 34 (contd)

Annex I (contd)

OIE HEADQUARTERS

Dr Bernard Vallat

Director General
12, rue de Prony
75017 Paris
FRANCE
Tel.: +33 (0)1 44 15 18 88
oie@oie.int

Dr Derek Belton

Head
International Trade Department
d.belton@oie.int

Dr Alain Dehove

Coordinator of the OIE World Animal
Health and Welfare Fund
a.dehove@oie.int

Dr Tomoko Ishibashi

Senior Manager
Standards Development and
Horizontal Management Framework
t.ishibashi@oie.int

Ms Victoria Wong

Project Officer
Coordination Unit of the OIE World
Animal Health and Welfare Fund
v.wong@oie.int

Annex 34 (contd)Annex II**MEETING OF THE OIE AD HOC GROUP ON VETERINARY EDUCATION****Paris, 30–31 July 2015**

Agenda

- Item 1 Report on work of the previous meetings of the ad hoc Group (mainly for new members)
- Item 2 Review of the recommendations from the Global Conference in Brazil
- Current situation and issues of PVS Pathway (VEE Twinning Programme, VSB Twinning Programme, Veterinary Legislation Support Programme)
 - Collaboration with and support of other organisations, including the veterinary student organisation
 - Establishment of global list of VEE
 - Other
- Item 3 Report of the activities of OIE Collaborating Centres for Veterinary Education including those for continuing education and training
- Item 4 Possible OIE support to VEEs in preparing for international accreditation complying with OIE guidelines on veterinary education³
- Item 5 OIE support to international and accrediting bodies in the use of OIE guidelines on veterinary education.
- Item 6 Proposals for the improvement of the OIE twinning concept between VEEs and its reference documents, e.g. adding more criteria to analyse compliance of the beneficiary VEE with OIE guidelines on veterinary education
- Item 7 Proposals to the Director General for the programme of the next Global Conference on Veterinary Education in Thailand in 2016,
- Scope
 - Topics to be covered
 - Desirable outcomes/possible recommendations
 - Other
- Item 8 Proposals to reinforce the relationship between VEE and VSB in order to improve the quality of veterinary profession
- Item 9 Possible expansion of OIE guidelines to education in veterinary para-professionals working within veterinary services
- Item 10 Other matters
-

³ Consideration of the March 2015 paper from the Animal Health Quadrilateral Meeting in New Zealand on strengthening the OIE veterinary education twinning support structure to include possible OIE support to VEEs in preparing for international accreditation

Annex 34 (contd)Annex III

Purpose of the meeting

Based on a review of the recommendations from the 3rd Global Conference on Veterinary Education and Veterinary Statutory Bodies in Brazil, of the progress of work at the OIE and in Member Countries and of innovative initiatives including implementation of the OIE Veterinary Education Establishment Twinning Programme, the *ad hoc* Group is convened to make proposals to the DG on:

- 1) scope of the 4th Global Conference on Veterinary Education scheduled for June 22–24, 2016 in Thailand;
- 2) draft programme of the 4th Global Conference on Veterinary Education;
- 3) key points to be included in the recommendations from the 4th Global Conference; and
- 4) further work the OIE may undertake to encourage more cooperation between VEE and Veterinary Statutory Bodies (VSBs).

In discussing the above, matters to be addressed should include the following:

- whether the OIE should expand its work to cover education for veterinary para-professionals working within Veterinary Services;
 - whether the OIE should support VEEs in preparing for international accreditation in compliance with OIE guidelines on veterinary education;
 - evaluation of current e-learning initiatives and, if positive, ways to incorporate e-learning into initial and/or continuing education consistent with OIE guidelines on veterinary education;
 - how to further support Member Countries in the establishment or improvement of VSBs and their relations with VEEs;
 - how to encourage accrediting bodies to integrate OIE guidelines on veterinary education in their accreditation criteria;
 - how to improve the current OIE twinning concept between VEE and its reference documents, e.g. adding more criteria to analyse compliance of the beneficiary VEE with OIE guidelines on veterinary education .
-

Annex 34 (contd)Annex IV**Candidates for Topics**

1. How to support VEEs to implement Day 1 Competencies and the Model Core Curriculum
 - ⇒ To encourage accreditation bodies to incorporate Day 1 Competencies and the Model Core Curriculum into their accreditation schemes so that respecting Day 1 Competencies and the Model Core Curriculum can be a milestone for accreditation for VEEs wishing to be accredited in future.
 - ⇒ Analysis on implementation/inclusion of Day 1 Competencies and the Model Core Curriculum in the curriculum => Possibly by ongoing twinning partners?
 - ⇒ To develop a tool to access the implementation of Day 1 Competencies and the Model Core Curriculum by twinning partners, VSBs or the VEEs themselves with the help of international and regional accreditation bodies.
 - ⇒ What is the outcome of achieving those competencies?
 - ⇒ Closer relationship between VSBs and VEEs and VAs
 - Presentation of success stories
 - Unbind curriculum from primary legislation
 - ⇒ Collaboration by VSBs, VEEs and VAs to enhance compliance with Day 1 Competencies and the Model Core Curriculum
 - ⇒ Support to the OIE for adoption of the definition of “veterinarian”
2. Importance of improving other important skills such as leadership, communication, economics, ethics for individual veterinarians and for the veterinary profession as a whole
 - ⇒ Need to justify animal health measures to farmers, local politicians and communities. Risk communication. Students need to learn.
3. Best teaching practices in the information age
 - ⇒ Continuing education – what are the opportunities?
 - While the demand for continuing education for public veterinary services is high, many countries do not have good access.
 - Sharing responsibility among VEEs, VSBs and NVSs and Vet Associations in CE.
 - ⇒ Educating the educators
 - ⇒ On-line training
 - Initial education
 - Continuing education
 - ⇒ Students’ views: what they want to learn, how they want to be taught
 - ⇒ Educational modules available for Animal Welfare, one health, veterinary public health including zoonoses and Food Safety to show Deans and VAs
 - ⇒ Learning from experiences in other related academic disciplines (e.g. High Education in Human health or Agriculture) to improve quality of education
 - ⇒ Education of the use of new technologies
4. Educational standards for para-professionals

Annex 34 (contd)Annex V

Candidates for Presentations

Keynote speeches

- 1) By Dr Jonathon Rushton of the Royal Veterinary College (UK) on the economics of production animal health
 - 2) By an educator on future innovative learning methodologies
 - 3) By the IVSA on what and how students want to learn
- (This should be based on a survey of views among students)

Other speeches

1. Animal welfare – modules developed by American Veterinary Medical Association
 2. On-line training presentation by Dr Rene Carlson (WVA)
 3. New teaching methods - success stories in new educational methods that show positive outcomes
 4. Success story (or ideal situation which does not exist) of collaboration between a Veterinary Authority and a Veterinary Statutory Body – by the Royal College of Veterinary Surgeons
 5. Status of development of OIE guidelines for bodies assessing delivering of Day 1 Competencies (by whom? OIE or accrediting body?)
 6. Presentation on the World Bank projects on One Health for Medical and Veterinary Authorities in Central Asia and on the WHO-OIE (IHR-PVS) National workshops
 7. Feedback from ongoing twinning projects between UMN and Chiang Mai University and others , including contribution of twinning to improvement of education in the region
 8. Evaluation of progress of twinning projects - development of indicators to assess the achievement of twinning (RVC/Jordan and UMN/Chiang Mai)
 9. Veterinary education in the PVS Pathway
 10. Public perception of veterinary profession by ?? (a Journalist or somebody from other discipline of social science)
 11. Presentation by the international accreditation working group
 12. State of play in development of a regional accreditation body for Asia
 13. Current and future role of WVA in veterinary education
 14. The value of accreditation for VEEs
 15. Update from the ad hoc Group on Veterinary Education, following up on recommendations from previous Global Conferences on VE
 16. Presentation on leadership – induction for new students
 17. One Health education – Southeast Asian perspective
-

Annex 34 (contd)Annex VI**Ideas for Conference Recommendations**

1. Member Countries to ensure that all bodies responsible for the evaluation of VEEs adopt Day 1 Competencies and Model Core Curriculum and that they follow up through an outcome assessment as the basis for their decisions
 2. Member Countries to establish VSBs in line with OIE's definition, as contained in the OIE Terrestrial Code
 3. Member Countries to develop or modernise their veterinary legislation as necessary to comply with OIE standards regulating the profession and the prudent use of veterinary medical products, possibly with the assistance of the OIE Veterinary Legislation Support Programme (Recommendation 6 to Member Countries at the Brazil Conference)
 4. Member Countries to ensure there are effective mechanisms for delivery, ready access to and evaluation of Continuing Education to the veterinary profession
 5. VEEs are encouraged to evaluate and adopt educational best practices in veterinary curriculum
 6. VSBs should have the minimum requirement for continuing education as a condition of re-licensure
 7. OIE to develop a pathway for VEEs to incorporate Day 1 Competencies and Model Core Curriculum
 8. OIE to encourage a system to recognise the implementation of Day 1 Competencies and Model Core Curriculum by VEEs
 9. OIE to work with internationally-recognised accreditation bodies to develop OIE guideline for bodies assessing the delivery of Day 1 Competencies and implementation of Model Core Curriculum
 10. OIE to revise the definition of "veterinarian" to include the proficiency in Day 1 Competencies
 11. OIE to develop guideline of good practice of or minimum standard for VSBs (Recommendation 6 to the OIE at the Brazil Conference)
 12. All parties, such as Veterinary Associations, VEEs, VSBs, Member Countries, OIE, to promote to the public the value of veterinarians in society.
-

© World Organisation for Animal Health (OIE), 2015

This document has been prepared by specialists convened by the World Organisation for Animal Health (OIE). Pending adoption by the World Assembly of Delegates, the views expressed herein can only be construed as those of these specialists.

All OIE publications are protected by international copyright law. Extracts may be copied, reproduced, translated, adapted or published in journals, documents, books, electronic media and any other medium destined for the public, for information, educational or commercial purposes, provided prior written permission has been granted by the OIE.

The designations and denominations employed and the presentation of the material in this publication do not imply the expression of any opinion whatsoever on the part of the OIE concerning the legal status of any country, territory, city or area or of its authorities, or concerning the delimitation of its frontiers and boundaries.

The views expressed in signed articles are solely the responsibility of the authors. The mention of specific companies or products of manufacturers, whether or not these have been patented, does not imply that these have been endorsed or recommended by the OIE in preference to others of a similar nature that are not mentioned.